

MACRO RESEARCH

Ed Mills | (202) 872-5933 | ed.mills@raymondjames.com
Tavis C. McCourt, CFA | (615) 645-6811 | tavis.mccourt@raymondjames.com
Chris Meekins | (703) 351-5294 | chris.meekins@raymondjames.com
Michael Rose | (312) 655-2940 | michael.rose@raymondjames.com
David J. Long, CFA | (312) 612-7685 | david.j.long@raymondjames.com
William J. Wallace IV | (301) 657-1548 | william.wallace@raymondjames.com
David P. Feaster, Jr., CFA | (727) 567-2560 | david.feaster@raymondjames.com
Patrick O'Shaughnessy, CFA | (312) 612-7687 | patrick.oshaughnessy@raymondjames.com
Robert Dodd, Ph.D. | (901) 579-4560 | robert.dodd@raymondjames.com
C. Gregory Peters | (727) 567-1534 | greg.peters@raymondjames.com
Alex Anderson, Sr. Res. Assoc. | (202) 872-5936 | alex.anderson@raymondjames.com

AUGUST 21, 2020 | 12:05 AM EDT
INDUSTRY BRIEF

Financials Outlook

This week, we continue our election preview with the potential impact to financials post-2020. The election outcome will be closely watched for potentially significant regulatory shifts if Democratic regulators are installed under a President Joe Biden.

Keeping with our forecasted likely election outcomes, we take a look at the best positioned names in our coverage under the following scenarios: 1) a Democratic sweep (50%); 2) a Joe Biden Presidency with a divided Congress (Republicans keep the Senate - 10%); and 3) a continuation of the status quo (35%).

Notably, a Biden Presidency with a Republican Senate would be worse for the sector than a unified Democratic government, in our view.

In this report, we present historical data depicting the performance of different financial industries under various compositions of government along with Raymond James' analysts' best-positioned companies in each scenario given current macro factors:

- **Democratic Sweep:** We believe the threat of policy changes will be a headwind for the sector, while the increased likelihood of additional fiscal support for the economy/an accommodative Federal Reserve will serve to insulate the impact. The immediate debate will be the selection of a Treasury Secretary and role Senator Warren will have in vetting picks or being a pick herself (her immediate replacement would be set by a Republican Governor in MA, which makes it less likely). We expect the tax rate to increase from 21% to 28% (not back to 35%) in a Dem sweep (likely in 2022). A financial transaction tax, changes to PE tax structure (carried interest), investment taxes, and individual tax changes will all have impacts.
- **Biden with Divided Congress:** A Republican Senate would moderate any permanent appointments that could be made by President Biden. However, Democratic regulators could serve in an acting capacity and advance regulatory changes, which would further contribute to overall Congressional gridlock. In a Senate Dem minority, Sen. Warren would have a significant incentive to leave and join the Administration.
- **Trump with Divided Congress (status quo):** Trump's deregulatory agenda would be solidified, but a change atop the Federal Reserve (possible in 2022), depending on the pick, could create some market volatility. Legislating will likely be dead, except for broadly bipartisan measures, which could advance China-related restrictions on the financial sector.



2020 ELECTION – FINANCIALS OUTLOOK

Raymond James Equity Research

August 21, 2020

PREPARED BY:

Ed Mills: ed.mills@raymondjames.com

Tavis McCourt: tavis.mccourt@raymondjames.com

Chris Meekins: chris.meekins@raymondjames.com

Michael Rose: michael.rose@raymondjames.com

David Long: david.j.long@raymondjames.com

Wally Wallace: william.wallace@raymondjames.com

David Feaster: david.feaster@raymondjames.com

Patrick O'Shaughnessy: patrick.oshaughnessy@raymondjames.com

Robert Dodd: robert.dodd@raymondjames.com

Greg Peters: greg.peters@raymondjames.com

Contents

TABLE OF CONTENTS

Analysts' Best Positioned	4
2020 Election Overview	5-19
State of the Election	6-8
<i>Current Consensus Map</i>	6
<i>Latest Polls</i>	7
<i>Remaining Uncertainty</i>	8
Potential Outcomes	9-19
<i>Democrat Sweep</i>	9-14
<i>Biden and Divided Congress</i>	15-16
<i>Trump and Divided Congress</i>	17-18
<i>Outlier Scenarios</i>	19
Financial Sector Analysis	20-25
Industry-by-Industry Analysis	26-54
Banks	27-32
Diversified Financial Services	33-38
Consumer Finance	39-42
Capital Markets	43-48
Insurance	49-54
Contact Information	55

See Our Other Notes:

[Market Performance Around Elections: A Deep Dive Around What History Tells Us And What Logic Suggests In This Election Cycle](#)




[Covering the Bases for "Curveball" 2020 Election Scenarios](#)

[Election 2020: Healthcare Outlook](#)

2020 Election

STOCK IMPLICATIONS

RJ Analysts' Best-Positioned Financial Names Under Different Election Scenarios

	Biden Wins		Trump Wins
			
	Dem Sweep	Divided Congress	Status Quo
Rose, Long, Wallace, Feaster <i>Banks</i>	NTB, CASH	SBCF, PB, HOMB	AX, PPBI, OCFC, WBS, CADE, WTFC, TCF
Robert Dodd <i>Specialty Finance</i>	MAIN	TSLX	ARCC, PRAA, ECPG
Patrick O'Shaughnessy <i>Capital Markets</i>	MSCI	ENV, AMK	SCHW
Greg Peters <i>Insurance</i>	AFL, CB, AJG, WLTW	ALL, KMPR, PGR, ORI	AJG, BRO, BRP, EHTH, FFG

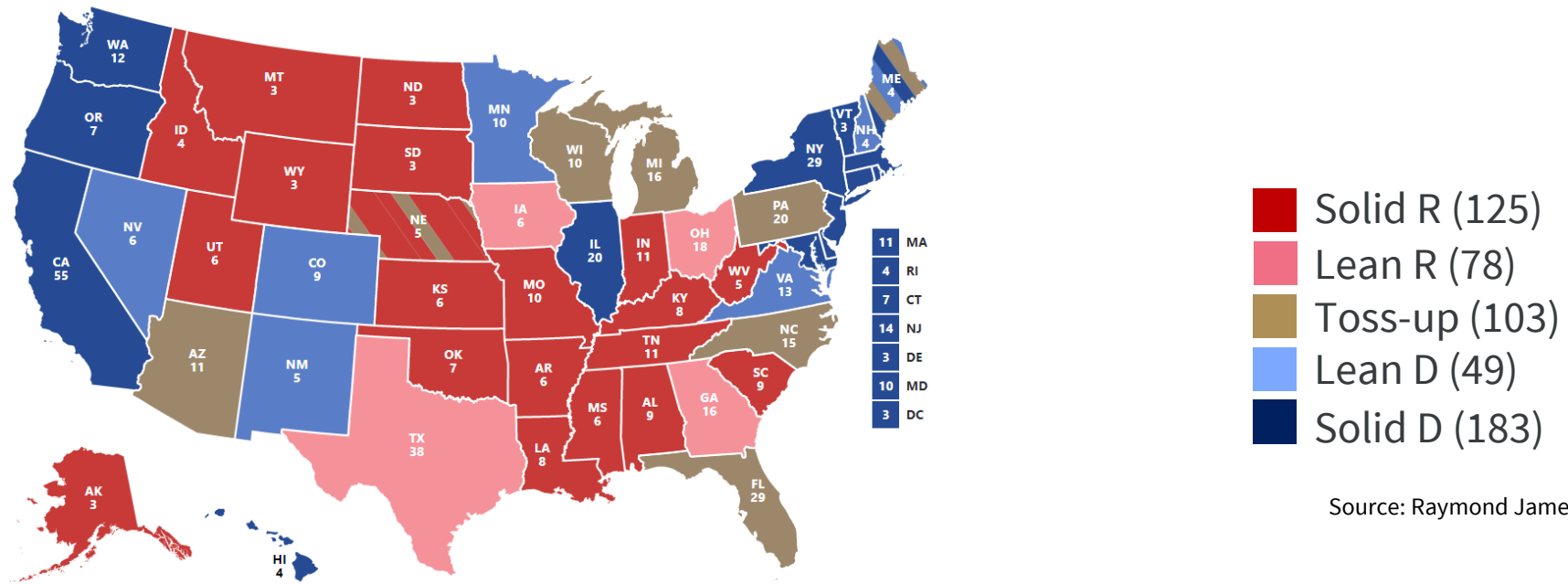
Election Update

*Where the race stands;
Probability of likely election outcome scenarios; and
Analysts' best positioned names for each potential scenario*

2020 Election

A LOOK AT 2020: ALL EYES ON THE BATTLEGROUND STATES

- Democrats begin with 183-125 base advantage and 232-203 advantage with leaners
- 6 battle ground states: Arizona, Florida, Michigan, North Carolina, Pennsylvania, Wisconsin – Trump won all in 2016 with less than 50%
- 3 states were won by Trump by less than 45,000 votes in 2016
 - Dem flipping these states (MI, PA, WI) likely wins the White House
 - All three elected Dem Governors in 2018



Source: Raymond James Research, 270 to Win

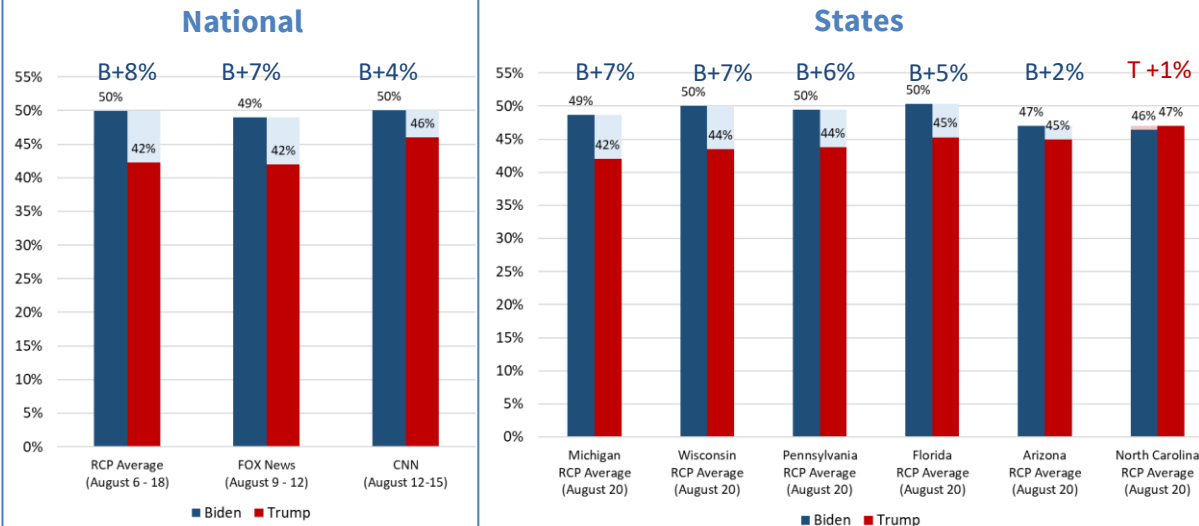
2020 Election

THE RACE BY THE NUMBERS

Our Analysis

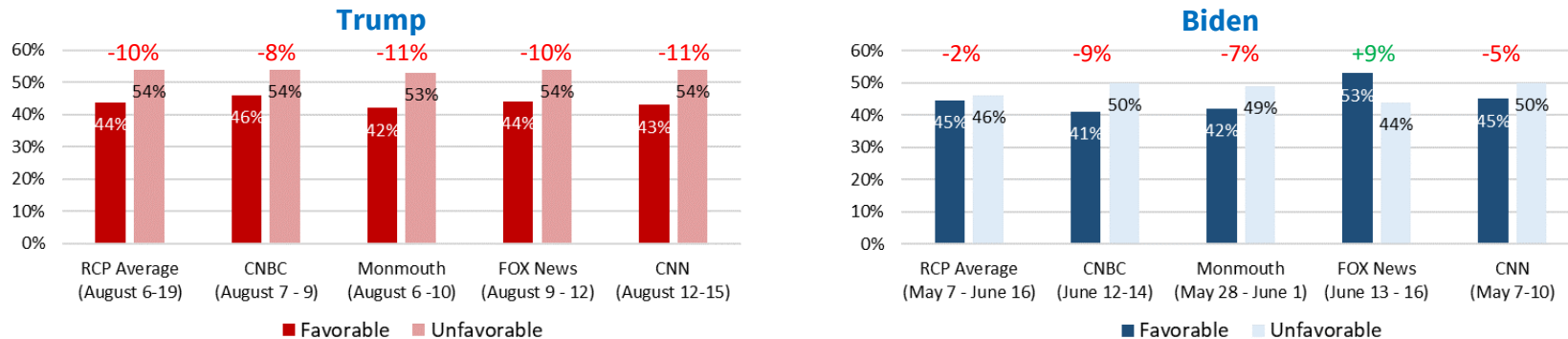
Biden has surged in the polls since locking up the nomination (as is common of candidates) and the surge in COVID-19 cases. The public gives failing marks to Trump's response to COVID-19 and the protests over the death of George Floyd, causing his approval ratings to dip again well below 50%. We are in unprecedented times with several months remaining, and we expect that the race will tighten. The outcome will likely depend upon both economic and population health recovery in the fall. It is worth noting that at this moment in the 2016 race, Hillary Clinton had a 7% average lead over Donald Trump.

2020 Presidential Election National Polling vs. Swing State Polling



Source: RealClearPolitics, Raymond James Research

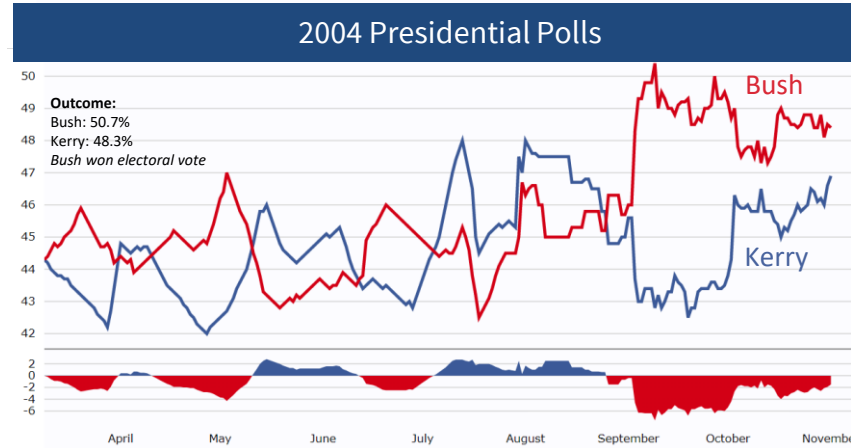
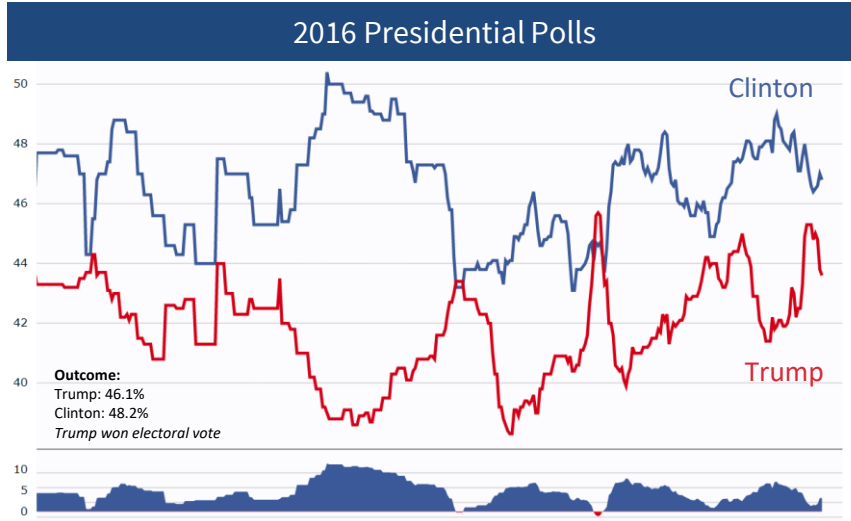
2020 Presidential Candidates: Favorable vs. Unfavorable



Source: FEC.gov, Raymond James Research

2020 Election

70+ DAYS: AN ETERNITY



Source: RealClearPolitics, Raymond James Research

2020: A Timeline of Seemingly Election-Defining Events




2020 Election

OUTCOME 1: DEM SWEEP (50%)

What This Means

- **DEM** President
- **DEM** Senate
- **DEM** House



Arguments In Favor

- White House and Senate **election outcomes are becoming increasingly correlated**
- Congressional Republicans have done **little to distance themselves from Trump** and his policies
- **Biden, a less polarizing top of the ticket**, gives opening to Dem Senate candidates in Red states

Arguments Against

- Voters may want a **“check”** on Biden
- **Dems will need almost everything going their way** to capture Senate majority
- **Close election favors Republican majority**

Market/Policy Implications

• Conventional wisdom would suggest a “Dem Sweep” would lead to financials underperforming the S&P, but the potential for continued fiscal support for the economy and extraordinary monetary support could mitigate some of these concerns. Additionally, financials have already seen historic reforms in the regulatory infrastructure for banks. Regulatory picks will be closely watched to determine the impact to the industry.

More Likely

- Tax increases (phased-in corporate to 28%, individual tax increases for households earning \$400K+, investment tax increases)
- Continued fiscal relief/spending that could limit credit losses and support the consumer balance sheet
- Changes at regulatory agencies, including changes at the CFPB, and increased enforcement actions
- Legislative focus on new regulatory regime for non-bank financials
- Efforts to expand access to mortgage credit availability
- Bankruptcy reform – more protections on mortgages, car, and student loans
- Filibuster changes – increasing legislative risk for industry

Less Likely

- Finishing the current deregulatory agenda
- Additional changes to the Dodd-Frank Act

Democrat Sweep

Policy Implications: Democratic Sweep

- **Sweeping Changes?** A key post-election debate in a Democratic sweep will be how sweeping the policy changes will be, especially for heavily-regulated industries like financials. We believe the threat of policy changes will be a headwind for the sector, while the increased likelihood of additional fiscal support for the economy/an accommodative Federal Reserve will serve to insulate the impact.
- **Regulatory Transition Accelerated:** The return of “personnel is policy.” The market will focus on the potential agenda items of Biden’s financial regulatory picks. The immediate debate will be the selection of a Treasury Secretary and role Senator Warren will have in vetting picks or being a pick herself (her immediate replacement would be set by a Republican Governor in MA, which makes it less likely). The Supreme Court ruling on the CFPB would provide an immediate replacement of the Director, reopening headline risk for consumer financial product regulation. The same fate could be waiting the director of FHFA, but a replacement there would likely be seen as beneficial to mortgage credit availability/housing (we would note the current director has also been supportive). (See proceeding timeline chart for other top regulatory picks).
- **Tax Changes.** Banks were one of the top beneficiaries from the change of the statutory corporate tax rate, so an increase could have a disproportionately negative impact on the sector. We expect the tax rate to increase from 21% to 28% (not back to 35%) in a Dem sweep (likely in 2022). A financial transaction tax, changes to PE tax structure (carried interest), investment taxes, and individual tax changes will all have impacts.
- **Heightened Expectations of Further Stimulus:** While the regulatory and legislative risk perception will be heightened for the sector, an offsetting factor may be the expectation significant and swift stimulus measures should they be needed. Regulatory and legislative risk would be high in the medium to long-term but short-term sentiment could be boosted on further consumer support measures that boost demand and support markets.
- **Fate of the Filibuster:** The elimination of the filibuster will be watched for the potential for significant legislation to pass with a simple majority vote. Otherwise, Democrats are unlikely to clear the 60 vote threshold needed for significant legislation. Momentum continues to build for elimination of the filibuster and becomes more likely if Dems have 51 or 52 seats vs. a 50-50 tie.

KEY POINTS

- Historically, the financial sector underperforms under a unified Democratic government by about 4%.
- A Dem Sweep scenario will heighten chances of Trump-era policy reversals and will be an headwind for the sector, but increased likelihood of additional fiscal support could be an offsetting market factor.
- The market will be closely watching Biden’s financial regulatory appointments. Key figures like Senator Warren or Rep. Katy Porter could be elevated, and Biden has a broader set of regulatory picks early in his term.
- Biden will select a new Fed Supervision Chair in late-2021, and a new Fed Chair in early 2022.
- Stricter fiduciary standards, bankruptcy reform, credit agency reviews, a financial transactions tax, and a more active CFPB could pose industry risks – but cannabis banking would be a beneficiary in this scenario.

Democrat Sweep

Policy Implications: Democratic Sweep

- **Post-Crisis Framework:** The aftermath of the Global Financial Crisis left Congress with a mandate to overhaul the financial regulatory framework, which led to the Dodd-Frank Act. Although the current crisis is driven by different fundamental factors, the perception of regulatory risk will be high in a Democratic sweep scenario, especially for non-bank financial firms. We expect a focus on capital and liquidity requirements for non-bank financial firms related to their credit market holdings.
- **Potential Regulatory Picks**
 - **Treasury Secretary.** Senator Elizabeth Warren, Fed Governor Lael Brainard, former Deputy Treasury Secretary Mary Miller, Former Fed Governor/Deputy Treasury Secretary Sarah Bloom Raskin are all likely to be in the mix to make history as the first female Treasury Secretary. Other potential candidates that have been mentioned include Larry Summers, Jamie Dimon, Jack Lew, but are less likely selections. With the opening at the CFPB, Biden will have multiple picks to potentially balance his regulatory selections, but it will be an early test of progressive pressure to choose more liberal candidates.
 - **Federal Reserve.** We believe Chairman Powell is unlikely to be re-nominated when his term expires in February 2022. The same fate is likely for Vice Chair Clarida (1/31/21) and Vice Chair for Supervision Randy Quarles (10/13/21). We view Fed Governor Lael Brainard (if not chosen to lead Treasury) as the leading candidate to replace Powell. She has consistently voted against the deregulatory agenda of the last several years, has advocated for stricter stress tests and increased capital standards at the largest banks. We are watching closely the vote on two Fed vacancies, which likely determines how quickly a Biden Administration could form a majority on the board or if Trump's picks have more staying power.
- **Consumer Financial Protection Bureau (CFPB)**
 - **New Director.** A recent Supreme Court ruling has made the CFPB Director subject to the hiring or firing of the President, as such, current CFPB Director Kathy Kraninger is expected to be replaced in a Biden Presidency. Little has been discussed about her potential replacement, but a logical case can be made for **Congresswoman Katie Porter (D-CA)**, who has established a national profile on consumer financial issues as a freshman member of the House Financial Services Committee, has written a textbook on "Modern Consumer Law," and worked with Senator Kamala Harris on the \$25 billion mortgage settlement.
 - **Agenda Items.** Enforcement would significantly scale-up with a new director, renewing headline risk and market reaction. Debt collection, forbearance, and servicer-related actions tied to COVID-19 responses are likely to receive significant scrutiny. A renewed focus on short-term, small dollar loans (payday, overdraft, installment) would likely be a key focus/unfished business of the Cordray-run agency. We do not see much attention likely on the credit card industry or interchange (either through regulation or legislation).

Democrat Sweep

Policy Implications: Democratic Sweep

- **Regulatory Revisions:** Regulators have broad statutory authority to enhance scrutiny of financial sector. The vacancy at the OCC (with the early departure of Joseph Otting) potentially provides one of the first opening for a Biden Administration to make its mark. Otting created a potentially impactful precedent as he released an updated Community Reinvestment Act (CRA) proposal, right before his departure and without coordinating with other regulators, such as the FDIC and the Federal Reserve. This opens up future regulatory actions to be released in a patch-work approach – something the Dodd-Frank Act sought to avoid. The potential actions outlined below are more of a thought experiment rather than a base-case for a regulatory approach in a Biden Administration, but we view these actions as items we have heard discussed.
 - **Restricting what qualifies as banking activities.** OCC could narrow the definition of banking and equivalent activities under the **National Bank Act** to restrict permissible business by financial firms.
 - **Forcing divestitures.** The Federal Reserve has further unilateral authority to compel divestitures of subsidiaries if there is ample concern over risk to “financial safety, soundness, or stability” under the **Bank Holding Company Act**.
 - **Restricting M&A/limiting financial products.** Authority is also provided under **Dodd-Frank** for the Fed to restrict M&A, limit the offering of certain financial products, require the termination of activities, or order the divestment of operations of an entity with at least \$50 billion in assets after a two-thirds majority FSOC vote.
 - **Limiting the size of balance sheets.** Regulators could also cap the assets of financial institutions to control their size and growth under the **Federal Deposit Insurance Act**. We saw a restriction on an asset cap as an enforcement action against Wells Fargo.
 - **Restricting deposit insurance to change bank behavior.** In effect, the FDIC could deny deposit insurance for firms in order to steer them away from activities seen to pose significant risk.
 - **Changes at the Board of Directors.** The enforcement action against Wells Fargo forced the change at the board of directors, a precedent that should be watched for potential future enforcement actions.

Democrat Sweep

Policy Implications: Democratic Sweep

- **Housing Policy.** A likely change atop the FHFA (regulator of Fannie Mae and Freddie Mac) and a push to expand access to mortgage credit availability, especially in underserved communities are likely the hallmarks of a Biden Administration. These changes are most likely to benefit non-bank originators and mortgage insurers, as the hangover from the financial crisis limits the interests among depositories from a significant expansion in mortgage activities.
- **Fiduciary Standard.** The SEC has implemented Regulation Best Interest (Reg BI), following a federal court struck down the Obama-era Department of Labor (DOL) Fiduciary Rule on investment advice. We will be watching closely any selection of an SEC Director and his/her agenda to determine if a more robust investment advice standard will be adopted. Alternatively, we will be watching the DOL for any updates related to qualified plans under their jurisdiction.
- **Bankruptcy Reform.** The economic fallout of COVID-19 could easily move bankruptcy reform up the agenda of a Biden Administration, with Senator Elizabeth Warren's (D-MA) plan playing a leading role. Under her plan, updated bankruptcy rules would further protect homes and cars during the bankruptcy process and allow borrowers to discharge student loan debt. Biden's history on bankruptcy reform has been a criticism from the left and updated (and more consumer friendly) reforms could be a way he demonstrates a realignment with the Democratic base.
- **Credit Rating Agency Review.** This is a low overall priority, but has long been a priority of Senator Warren. The SEC would be the agency leading the charge and the pick to lead the agency could signal if these reform become a priority.
- **Financial Transaction Tax.** We frequently are asked "how are we going to pay for all of this?" As Wall Street has been seen as a beneficiary of the robust fiscal and monetary relief, a financial transaction tax could become a potential "pay for." A 0.1% tax is estimated to raise \$777 billion over a decade by the [CBO](#). While critics argue that it could have negative consequences on liquidity or a tax on retail investors, proponents would welcome a reduction in high frequency trading.
- **Listing Standards for Chinese Equities.** Plans are in motion to require foreign companies listed on U.S. exchanges to comply with U.S. law by 2023 or face delisting. The focus has been adherence to accounting audit standards under Sarbanes-Oxley. We could see a de-escalation of U.S.-China trade tensions in a Biden Administration, which lessens some of (but far from eliminates) the delisting risk.
- **Pot Banking a "High" Note?** While the knee-jerk reaction would initially be that legislative risk will be an overall negative, cannabis banking with a strong bipartisan vote in the House would be a beneficiary of Dem sweep (as it has been held up by a couple of Republicans in the Senate).

Democrat Sweep

Policy Implications: Democratic Sweep – Regulatory Transitions


Agency	Trump Admin Official	Term Expires/ Early Changeover
Secretary of Treasury	Steven Mnuchin	Tied to President/Yes
CFPB	Kathy Kraninger	Tied to President/Yes
OCC	Vacant	Tied to President/Yes
SEC	Jay Clayton	Tied to President/Yes
CFTC	Heath Tarbert	Tied to President/Yes
NCUA	Rodney Hood	Tied to President/Yes
Fed Vice Chair for Supervision	Randal Quarles	October 2021/No
Federal Reserve Chair	Jerome Powell	November 2022/No
FDIC	Jelena McWilliams	June 2023/No
FSOC Independent Insurance Expert	Thomas Workman	March 2024/No
FHFA	Mark Calabria	April 2024/Potentially

2020 Election

OUTCOME 2: BIDEN PRESIDENCY, DIVIDED GOVERNMENT (10%)

What This Means

- **DEM** President
- **GOP** Senate
- **DEM** House



Arguments In Favor

- Voters support “**return to normalcy**” message of Biden campaign
- When the **economy falters, incumbents lose**
- **Cross-over Republican** voters support Biden, but want a check on his power and revive **ticket splitting for Senate candidates**

Arguments Against

- **Incumbents are historically tough to beat** and Trump gets the benefit of rebounding economy
- **Trump** has a significant **fundraising advantage** over Biden
- **Electoral College** gives Trump ability to win without winning popular vote

Market/Policy Implications

- “**Divided Government**” would likely bring gridlock and would have a neutral impact on markets. **Headline risk would be increased and must-pass legislation could see Democratic priorities added. Confirmation fights will limit Executive Branch action, but many agencies likely to be run by “acting” heads.**
- **With lower/limited fiscal support, increased concern for economic recovery, increased credit losses, and weaker consumer balance sheet.**

More Likely

- Financial agenda implemented via regulatory actions
- Changes at the CFPB and FHFA, but with “acting directors”
- Decrease in China trade tensions
- Regulatory restrictions on bank activities
- Renewed focus on fiduciary standard

Less Likely

- Tax increases
- Post-COVID legislative changes for non-bank financial companies
- Bankruptcy reform
- Filibuster reform

Biden w/ Divided Cong.

Policy Implications: Biden with a Divided Congress

- Regulatory Action the Primary Driver:** A President Biden with a Republican Senate would elevate the prominence of regulatory actions as these become the primary driver of policy change. A Republican Senate would moderate any permanent appointments that could be made by President Biden. However, Democratic regulators could serve in an acting capacity and advance regulatory changes, which would further contribute to overall Congressional gridlock as Republicans place pressure on other legislative priorities to push back on regulatory adjustments. Republicans would resist changes to Trump-era regulatory rollbacks. If the House flips back to Republicans in the 2022 midterms, expect challenges to Democrat-led regulatory adjustments under the Congressional Review Act (CRA) for significant regulations. **See full discussion of potential regulatory changes discussed in a Dems sweep, as they will be largely the same (but the Senate approval process will change the personnel).**
- Warren Likely Treasury Secretary.** The Senate majority is likely to be narrow one, making every vote count. We believe this is a factor in keeping Senator Elizabeth Warren in the Senate (A Republican Gov would chose her interim replacement). In a Senate Dem minority, she would have a significant incentive to leave and join the Administration.
- Regulatory Revisions:** Regulators have broad statutory authority to enhance scrutiny of financial sector:
 - Restricting what qualifies as banking activities.** OCC could narrow the definition of banking and equivalent activities under the **National Bank Act** to restrict permissible business by financial firms.
 - Forcing divestitures.** The Federal Reserve has further unilateral authority to compel divestitures of subsidiaries if there is ample concern over risk to “financial safety, soundness, or stability” under the **Bank Holding Company Act**.
 - Restricting M&A/limiting financial products.** Authority is also provided under **Dodd-Frank** for the Fed to restrict M&A, limit the offering of certain financial products, require the termination of activities, or order the divestment of operations of an entity with at least \$50 billion in assets after a two-thirds majority FSOC vote.
 - Limiting the size of balance sheets.** Regulators could also cap the assets of financial institutions to control their size and growth under the **Federal Deposit Insurance Act**.
 - Restricting deposit insurance to change bank behavior.** In effect, the FDIC could deny deposit insurance for firms in order to steer them away from activities seen to pose significant risk.
 - Restrictions on Board of Directors.** As seen with the Wells Fargo settlement, increased pressure or changes at the board of directors level for banks could increasingly become an enforcement tool of regulators.

KEY POINTS


- Historically, the financial sector tracks the performance of the S&P under a Democratic presidency with a divided Congress.
- A Republican Senate would moderate potential policy shifts through the confirmation process. However, acting agency heads could advance impactful rules and regulations.
- Regulatory agencies have plenty of statutory powers outside of rulemaking to restrict banking activities to accomplish policy objectives.
- Elizabeth Warren more likely to join Biden Cabinet.
- A Republican Congress has tools under the Congressional Review Act (CRA) to nullify significant rulemaking propagated by Democratic regulators should the House flip in the 2022 midterms.

2020 Election

OUTCOME 3: STATUS QUO (35%)

What This Means

- **GOP** President
- **GOP** Senate
- **DEM** House



Arguments In Favor

- Data suggests **little movement** in House and Senate elections
- The **“hidden Trump voter”** may show up the same way they did in 2016

Arguments Against

- **Trump’s economy** fell when it mattered most
- The **crisis** could shake up voting behavior

Market/Policy Implications

- A “Status Quo” election would allow President Trump to continue to nominate and confirm key financial regulatory posts, continuing his deregulatory agenda for the financial services industry. Markets generally have liked divided government and financials are most likely to perform best under this scenario.
- A key debate of a “Status Quo” government would be how much additional fiscal support for the economy will continue or what shape of the economy recovery would take – having key impacts on credit losses and the consumer balance sheet.

More Likely

- China trade fight intensifies
- Spending remains elevated, but budget battles remain
- Bank deregulatory agenda continues
- Continued, but less robust fiscal support
- Recap and Release of Fannie & Freddie
- Infrastructure bill

Less Likely

- Tax increases
- Post-COVID legislation for non-bank financials
- Bankruptcy reform
- Updated fiduciary standard

Status Quo

Policy Implications: Trump Wins and Status Quo

- **Continued Regulatory Reprieve.** A second term for President Trump would allow his administration to reappoint several key regulatory heads, cementing much of his deregulatory agenda from the last several years. We would expect a change atop the Federal Reserve, which, depending on the pick, could create some market volatility.
- **Recap and Release of Fannie/Freddie.** The best prospects for a full “recap and release” of Fannie Mae and Freddie Mac comes with the reelection of President Trump. A modified plan that releases Fannie and Freddie from conservatorship with a consent decree is likely in a Trump loss.
- **Legislating Largely Dead:** As we have seen for the last two years, legislating on financial services issues will likely be largely dead. Those things accomplished will be bipartisan in nature and largely viewed as a modest revision of existing rules. We would expect continued pressure on Trump regulatory officials from House Democrats on continued revisions to the Dodd-Frank regulatory framework, further limiting the extent to which any significant bipartisan legislation could gain traction. Some further regulatory adjustments for community banks may be possible, but a desire to tie them to other large bank rule adjustments by Senate Republicans could elongate any legislative process. We would expect housing and GSE legislation to be in-focus for a Republican Senate under a second term Trump presidency, but compromise with Democrats will be necessary to pass legislation.
- **Accelerated China-related Capital Markets Pressure:** President Trump and Republican lawmakers will accelerate pressure on access to U.S. capital markets by Chinese firms that do not meet U.S. auditing standards. Delisting proposals for noncompliant Chinese firms would become effective during a Trump second term, and pressure on financial firms investing in Chinese equities would likely increase. If relations with China continue to trend negative, China’s market opening to U.S. financial firms could be reversed – increasing international revenue pressure on U.S. firms.

KEY POINTS


- Historically, the financial sector outperforms under a Republican presidency and a divided Congress by almost 20%.
- The Trump deregulatory agenda would be solidified via continued tenure of agency heads, but potential volatility could emerge around a replacement Fed Chair in 2022.
- A recap and release of Fannie Mae and Freddie Mac, possibly with associated housing reform legislation, would be expected under this scenario. Other legislative initiatives would face difficulty gaining traction in a divided Congress.
- Capital markets pressure on China would likely accelerate in a second term, and U.S. firms would face increased public pressure for investing in China-linked equities. U.S. financial firms could also come under pressure in the Chinese market if relations deteriorate further.

2020 Election

OUTCOME 4: OUTLIER OUTCOMES (5%)

What This Means

- **GOP** President
- **GOP** Senate
- **GOP** House



Arguments In Favor

- The “**hidden Trump voter**” may show up the same way they did in 2016 across all three branches
- A **robust turnaround post-virus** could attract more Republican votes
- The crisis could fuel **polarization**, increasing the likelihood of straight-ticket voting

Arguments Against


- House Republicans are dramatically trailing in fundraising and other campaign fundamentals.
- Most **polls** run counter to this outcome

Policy Impact

- Tax Cuts 2.0 to stimulate the economy.
- No check to Trump’s regulatory agenda as congressional oversight largely dissipates.

What This Means

- **GOP** President
- **DEM** Senate
- **DEM** House



Arguments In Favor

- The “**hidden Trump voter**” may show up the same way they did in 2016 in key toss-up states
- Democrats have successfully expanded the playing field and several key races are in non-swing states

Arguments Against

- If ticket splitting is largely dead, outcome is unlikely.
- This scenario would require Democrats to win in multiple states that support Trump reelection

Policy Impact

- Outcome likely similar to that of status quo election.
- Legislative actions unlikely with many Trump vetoes likely.
- Fiscal fights dominate potentially resulting in continuing resolutions/government shutdowns.
- Trump continues regulatory agenda, but Congress tries to block as part of must-pass bills.

Sector Performance

Historical performance of financial industries under each political party

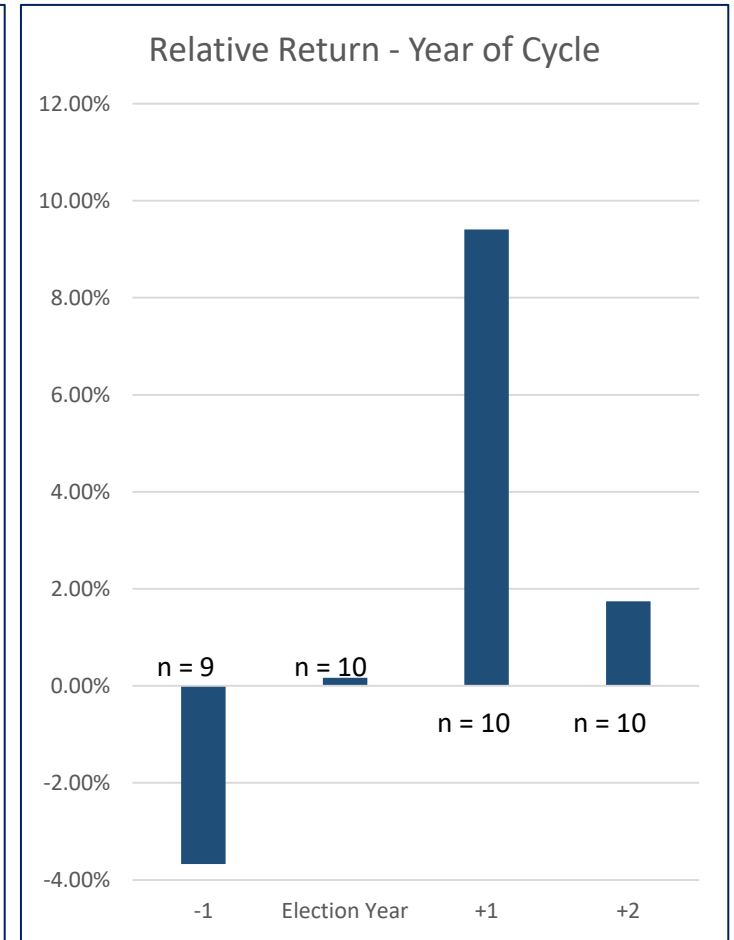
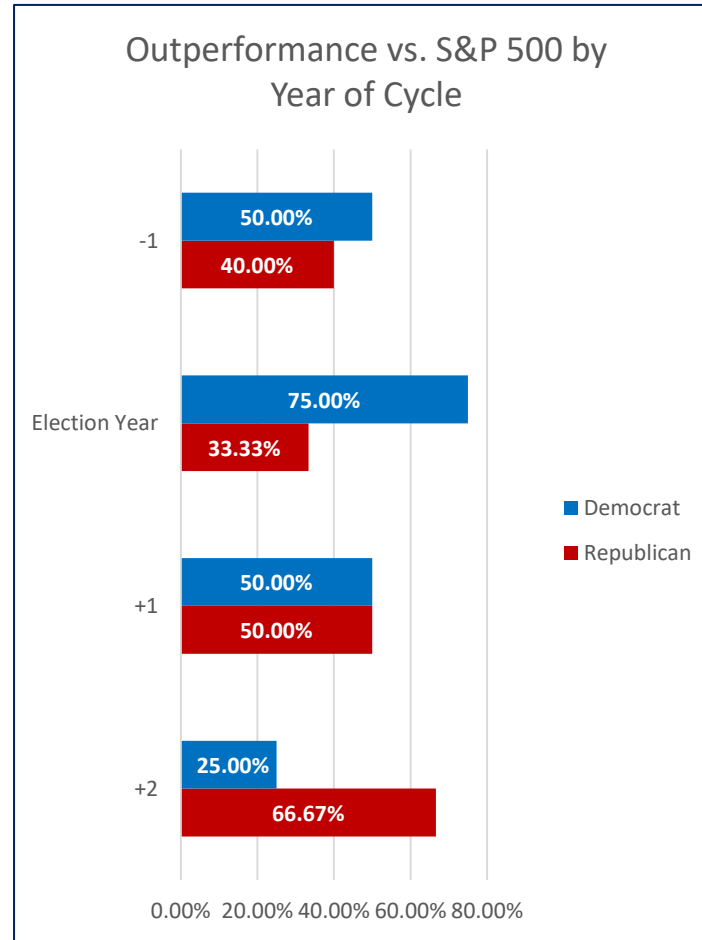
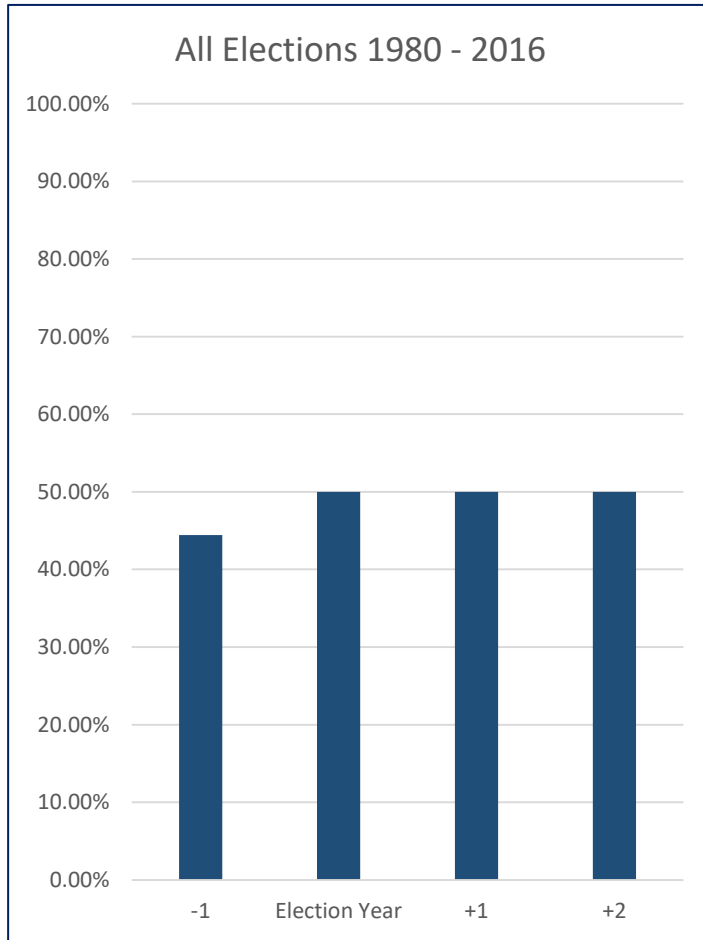
Summary

MARKET OVERVIEW EXECUTIVE SUMMARY

- **Cautious Market Setup.** Equity markets tend to trade cautiously into elections, and that could easily be the case for the next few months given the Democratic lead, potential for election dispute, and strong 2Q equity rally.
- **Financials Summary.** The financial services industry is heavily regulated and D.C. can have a significant impact on the sectors earnings and business activity. The industry has already seen historic regulatory reform with the passage of the Dodd-Frank Act following the financial crisis, the debate going forward will be the size and scope of the regulatory response in a post-COVID world.
- **It's Different This Time.** What's different this time is blindingly obvious. The economy needs substantial, sustained fiscal support through at least 2021 to return to anything resembling full employment, so a split government may not be as bullish as it has been historically.
- **Dem. Sweep Better Than Biden Victory/Republican Senate?** The initial market reaction to a Democratic sweep is likely the most negative for the sector, but with prospects of fiscal support, a regulatory agenda focused on non-bank financials (potentially a market share gain for banks), these trends could reverse. In a divided government with Biden as President, reduced support for fiscal relief and agenda focused on regulatory actions could be more impactful. Adding to potential headline risk is the increased probability of Senator Elizabeth Warren joining the Administration (Treasury Secretary or Fed Chair?) if she is in a Senate minority (Reminder: MA has a Republican Governor who would pick her interim replacement – which may keep her in the Senate in a 50/50 tie or narrow Dem majority).
- **Divided Government Status Quo.** An election that would lock in existing deregulatory trends, prevent tax changes, and prevent changeover atop key financial regulatory agencies would be viewed as positive for financials. Market would hope for continued fiscal and monetary support.
- **Don't Over-react To Initial Election Stock Moves.** But as historical data suggest, performance over the next four years is often the exact opposite of what investors expect heading into an election, so it is prudent not to over react to initial stock moves.

Financials

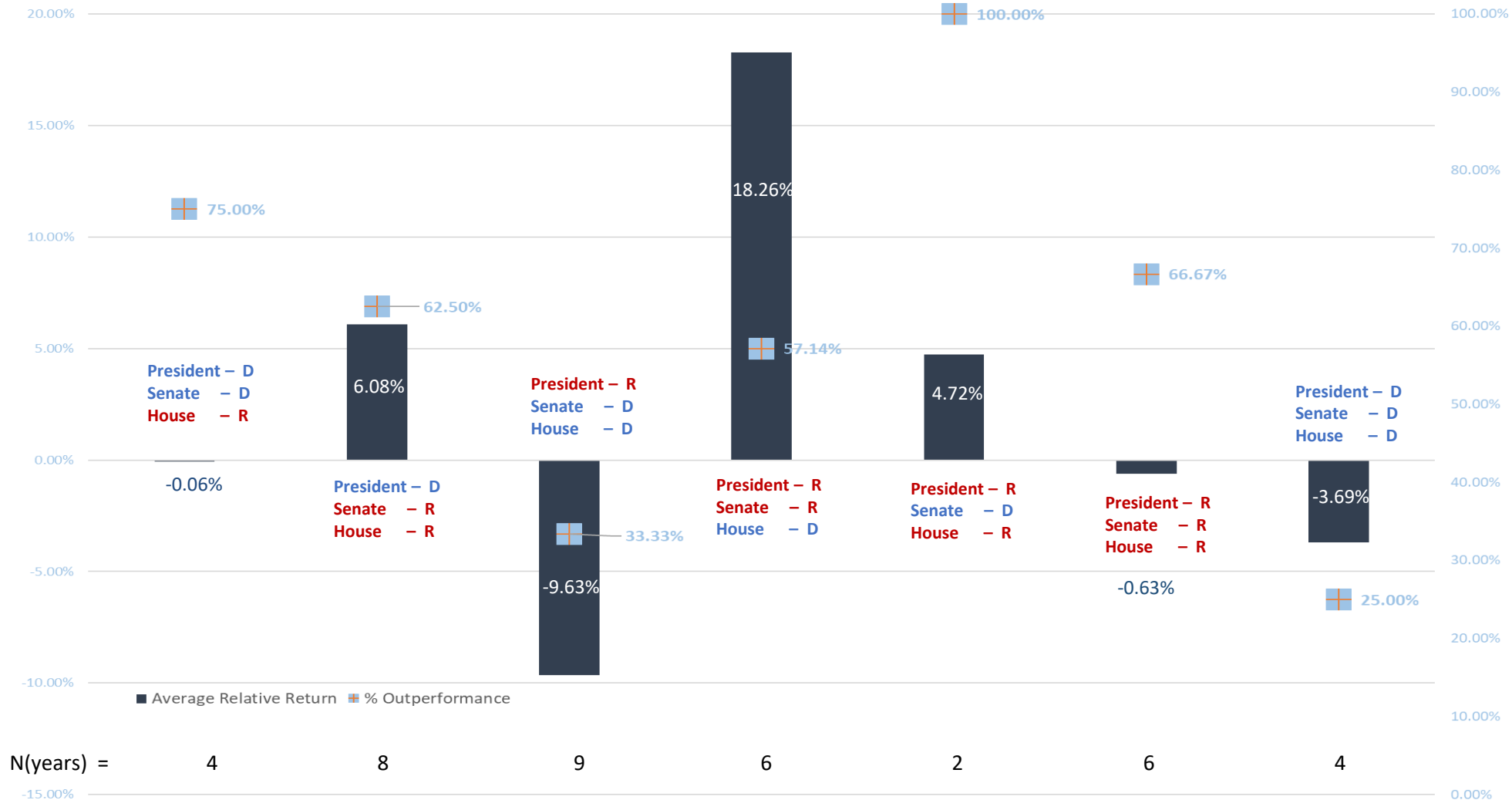
Percent of Elections Outperforming S&P 500 by Year of Cycle



Source: Bloomberg, Raymond James research

Financials

Relative Return and Outperformance by Party Affiliation



Source: Bloomberg, Raymond James research

Financials

Key Takeaways: Financials

Republican Presidents

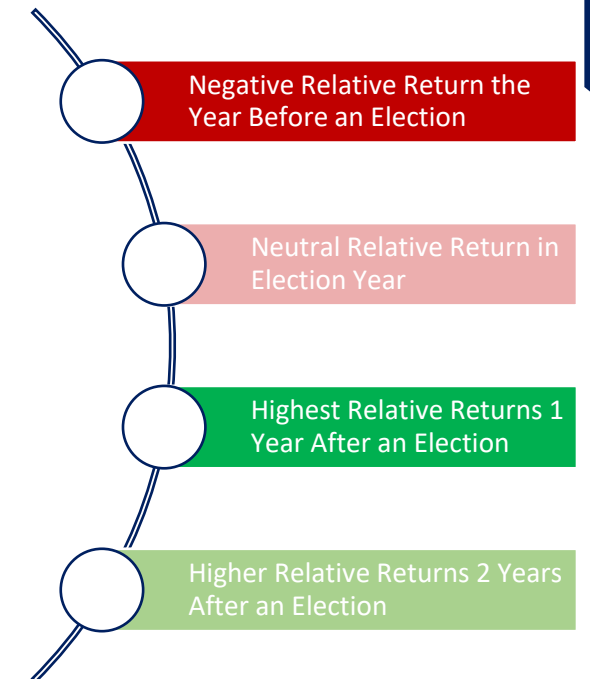
- Financials historically **outperform** under Republican leadership by an avg. of 42%.
- This sector performs **better under a divided GOP government** vs. a unified government, except when facing a unified Dem Congress.

Democrat Presidents

- Financials historically **slightly outperform** under Democratic leadership by an avg. of 2%.
- This sector performs **better under a divided Dem government** vs. a unified government.

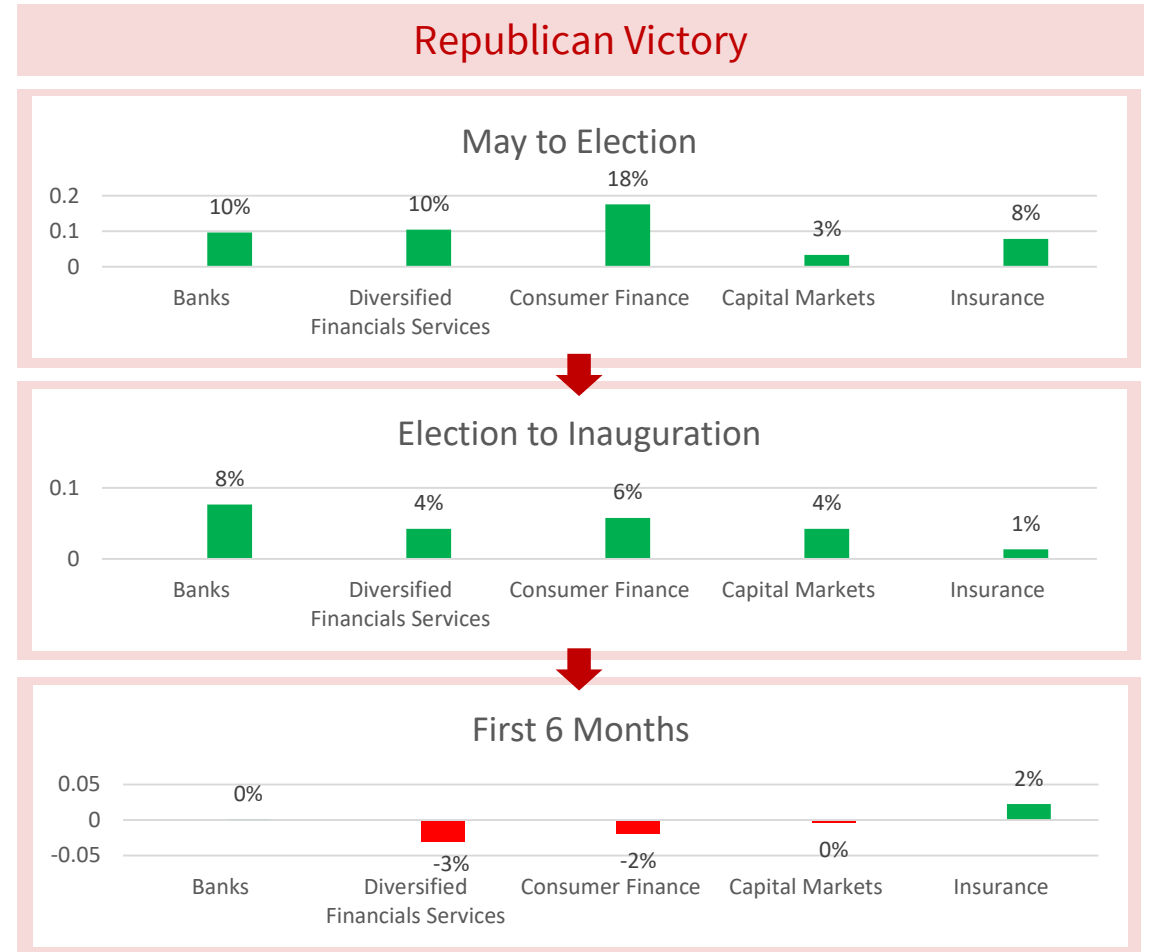
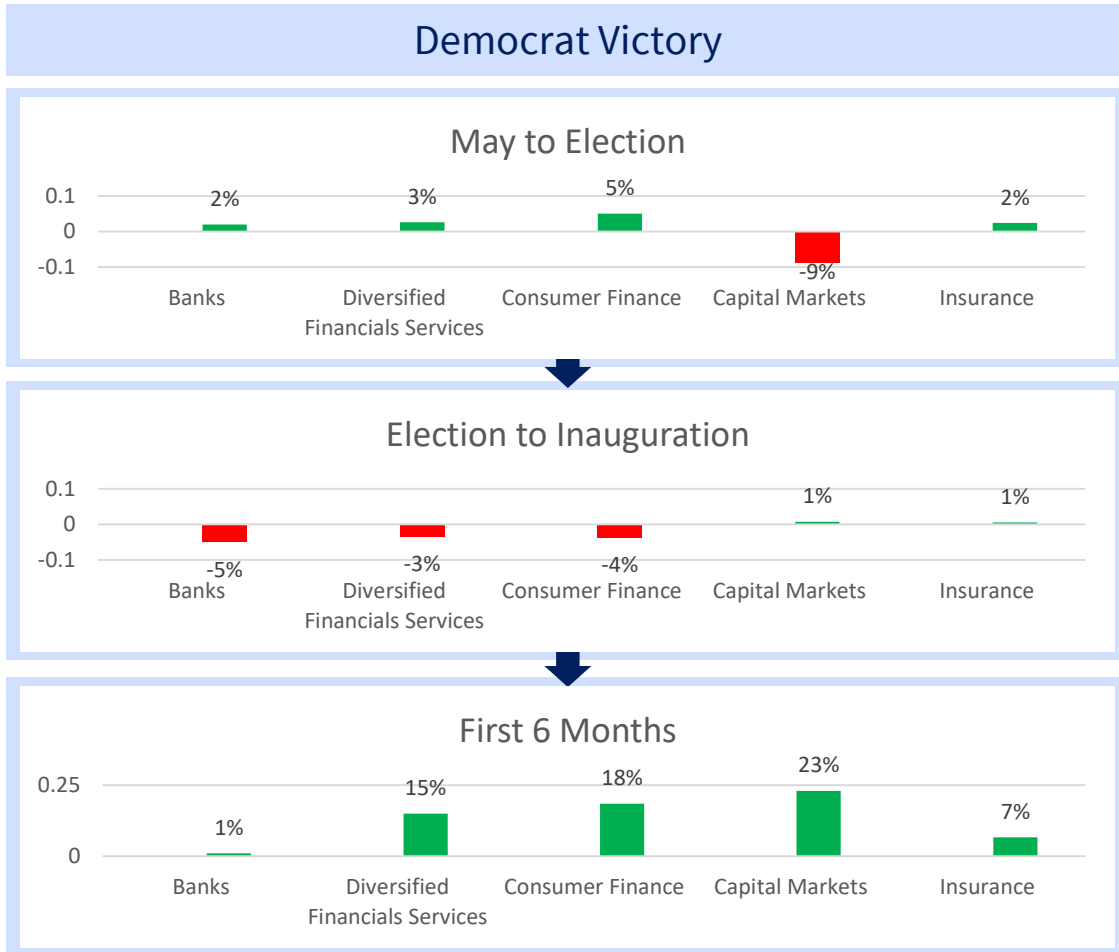
Our View

- The best year for financials is generally the year after the election, which could set up a rebound for financials in 2021.
- A Dem sweep will bring regulatory concerns to the group, with non-bank financials and consumer products most impacted.



Market Overview

RELATIVE PERFORMANCE AROUND ELECTION DAY



Source: Bloomberg, Raymond James Research

Industry-by-Industry Performance

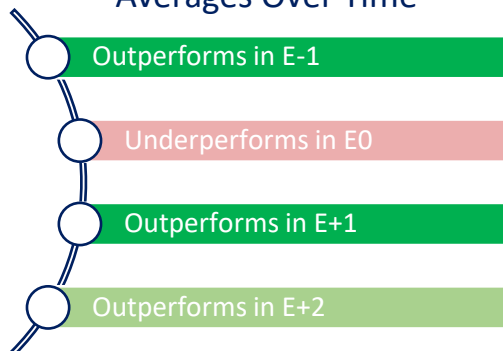
*Historical performance of financial industries under each political party;
Analysts' best positioned names under different scenarios;
Key takeaways*

Banks

KEY TAKEAWAYS: BANKS

Historical Takeaways

Averages Over Time



- On average, this industry has historically performed best under **Republican, divided governments**.
- It has **performed poorly under a Democrat sweep and a full Dem Congress with Republican President**.

Analysts' Best-Positioned Per Scenario



NTB, CASH



SBCF, PB, HOMB



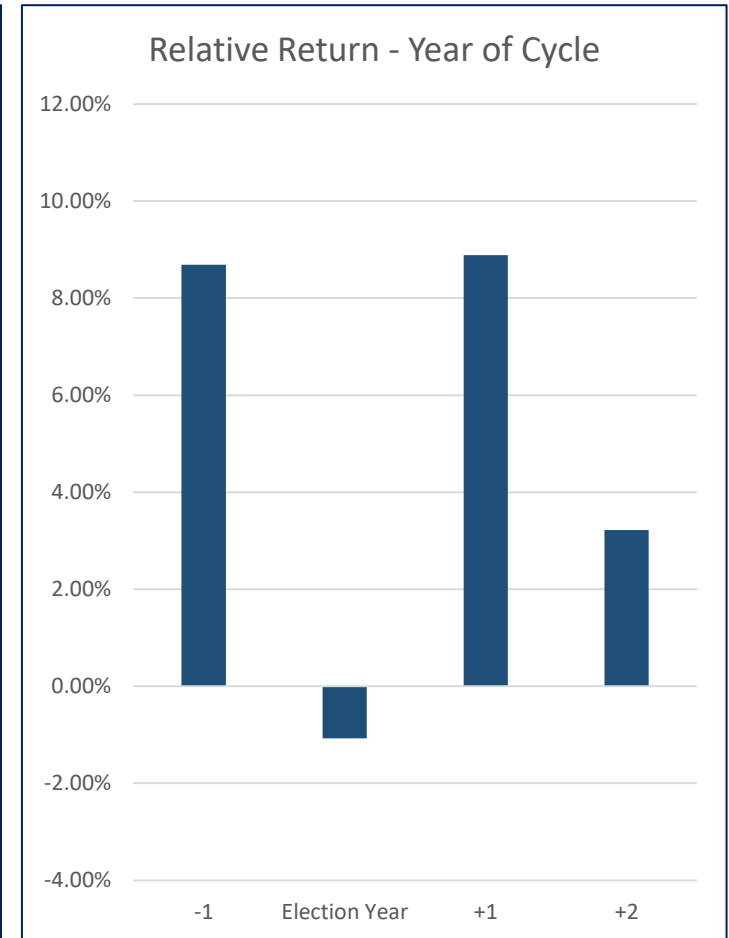
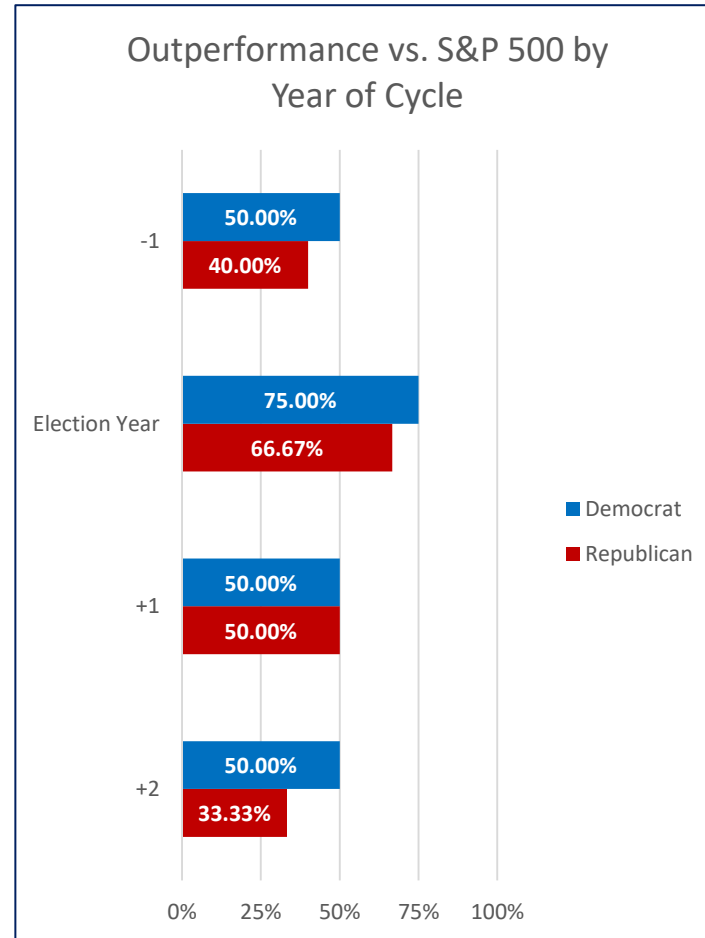
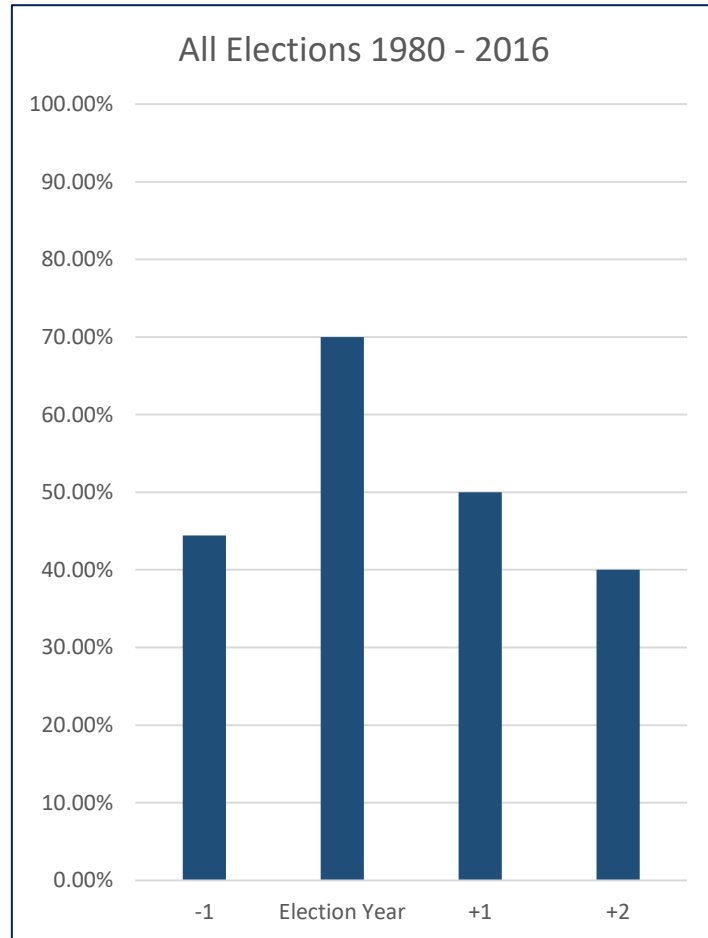
AX, PPBI, OCFC, WBS, CADE, WTFC, TCF

Key Takeaways

- We believe a Dem sweep would be a less bad scenario for bank investors relative to divided government under Biden, where investors can avoid those banks more impacted by higher taxes and the larger banks which tend to fall under the regulatory microscope a bit more than the smaller banks.
- In a Dem sweep, we would focus on banks that might benefit from higher likelihood of stimulus, especially as it relates to small business lending practices, with the ability to offset pressures from higher taxes better than peers.
- While taxes won't go up with a Biden win and Republican Senate, we believe there would be less likelihood of additional stimulus if it is needed, which could lead to higher credit pressures at the banks.

Banks

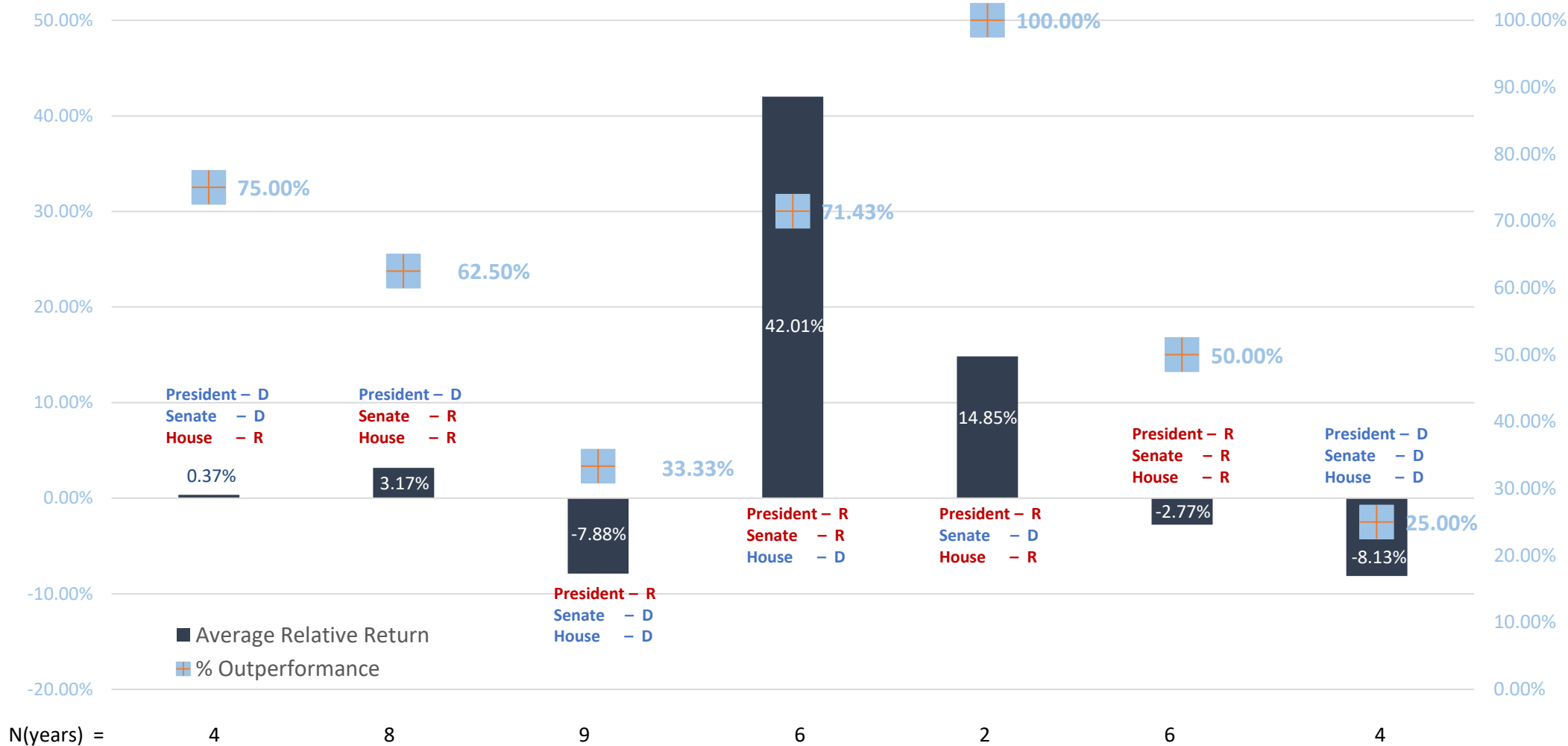
PERCENT OF ELECTIONS OUTPERFORMING S&P 500 BY YEAR OF CYCLE



Source: Bloomberg, Raymond James research

Banks

RELATIVE RETURN & OUTPERFORMANCE BY PARTY AFFILIATION



Source: Bloomberg, Raymond James research



Banks

ANALYSTS' BEST-POSITIONED NAMES: BANKS

Dem Sweep



Feaster	NTB	<p>We see Bank of N.T. Butterfield as uniquely positioned in a Democratic sweep in the November elections given its insulation from a change in corporate tax rates. Additionally, higher tax rates in the U.S. could drive migration to tax havens, which would benefit the bank’s trust and asset management businesses. Finally, the bank’s well capitalized balance sheet leaves it with significant loss absorption capacity to weather whatever credit issues may arise, while continuing to support its dividend.</p>
Wallace	CASH	<p>In a Democratic sweep, while maybe not great for bank stocks in general, we actually believe this would be a less-bad scenario for bank investors, where they can avoid those banks more impacted by higher taxes and the larger banks which tend to fall under the regulatory microscope a bit more than the smaller banks. Instead, we would focus on banks that might benefit from higher likelihood of stimulus, especially as it relates to small business lending practices, with the ability to offset pressures from higher taxes better than peers. With its investment tax credit business from its solar lending practice and its meaningful niche small lending business, we believe Meta is uniquely positioned for relative outperformance in this scenario.</p>

**Banks****ANALYSTS' BEST-POSITIONED NAMES: BANKS****Biden + Divided Government**

Rose,
Feaster

SBCF, PB,
HOMB

We believe this is actually the worst case scenario for the banks as they will face increased regulatory pressures due to the presidential appointees, but more gridlock in Congress. So while taxes don't go up, we believe there would be less likelihood of additional stimulus if it is needed, which could lead to higher credit pressures at the banks. In this scenario, we believe investors will be better suited to play more defensive names that operate in states with positive in-migration trends, no/low state income tax, and business friendly environments.

**Banks****ANALYSTS' BEST-POSITIONED NAMES: BANKS****Trump + Divided Government**

Rose, Long,
Wallace,
Feaster

AX, PPBI,
OCFC, WBS,
CADE, WTFC,
TCF

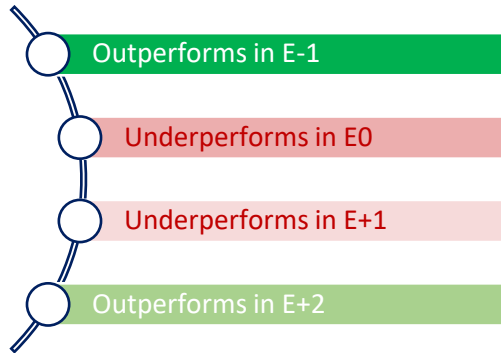
Status quo is probably the most bullish scenario for the banks, as what you see is what you get. In this scenario, we assume the regulatory environment will not worsen and the tax rate will remain unchanged. Continued stalemates around stimulus, if needed, could be a negative, but Republicans are probably more willing to compromise in this scenario.

Diversified Financial Services

KEY TAKEAWAYS: DIVERSIFIED FINANCIAL SERVICES

Historical Takeaways

Averages Over Time



- On average, this industry has historically performed best under **Republican, divided governments.**
- It has **underperformed with a Republican President and Democratic Congress.**

Analysts' Best-Positioned Per Scenario



MAIN



TSLX



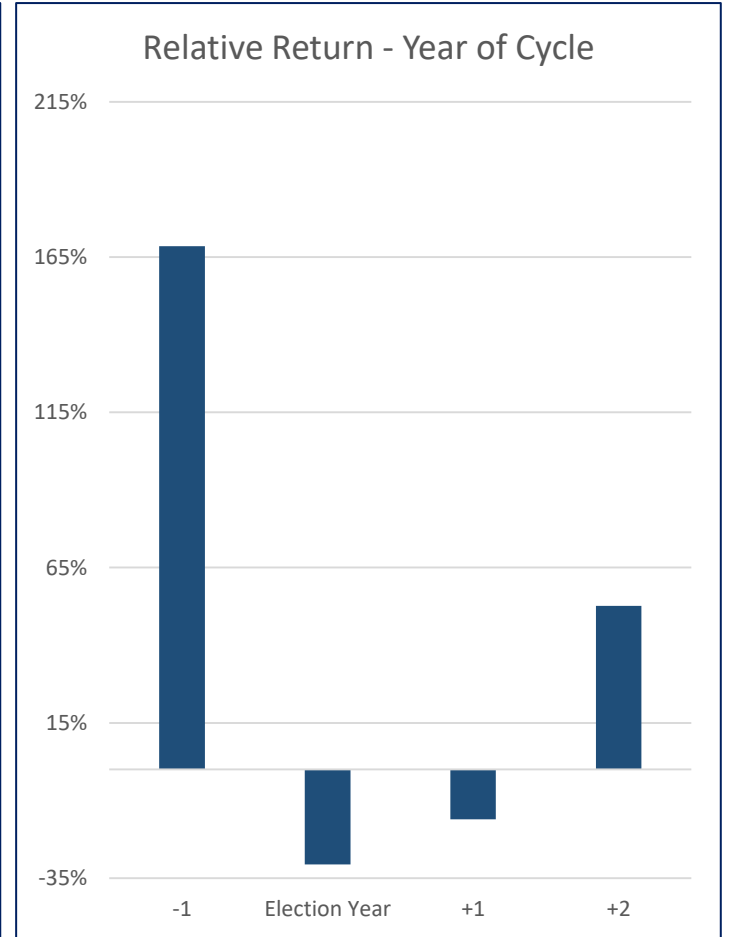
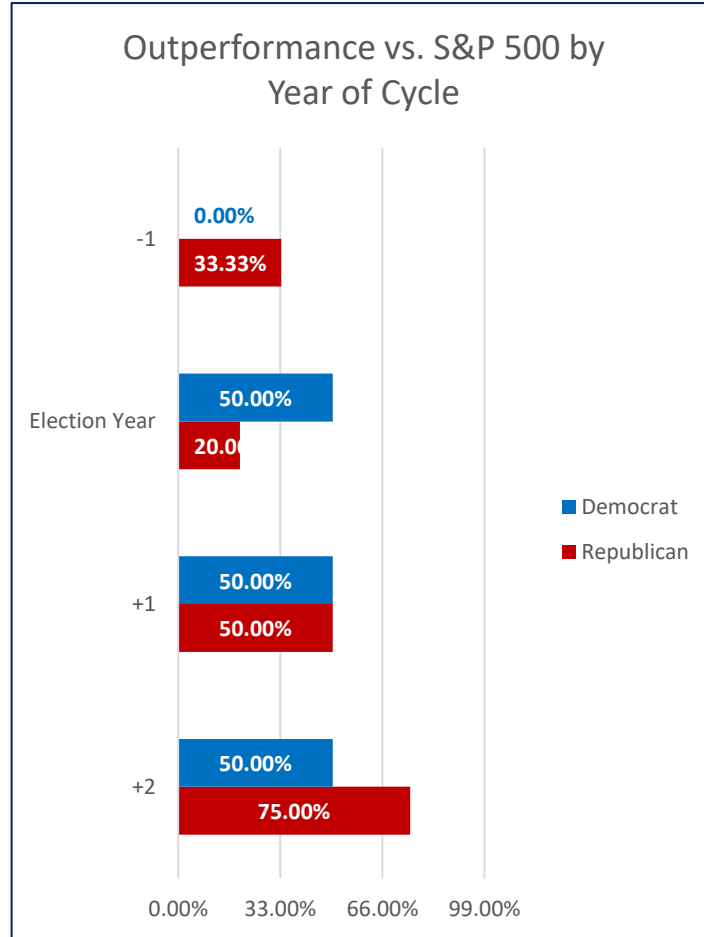
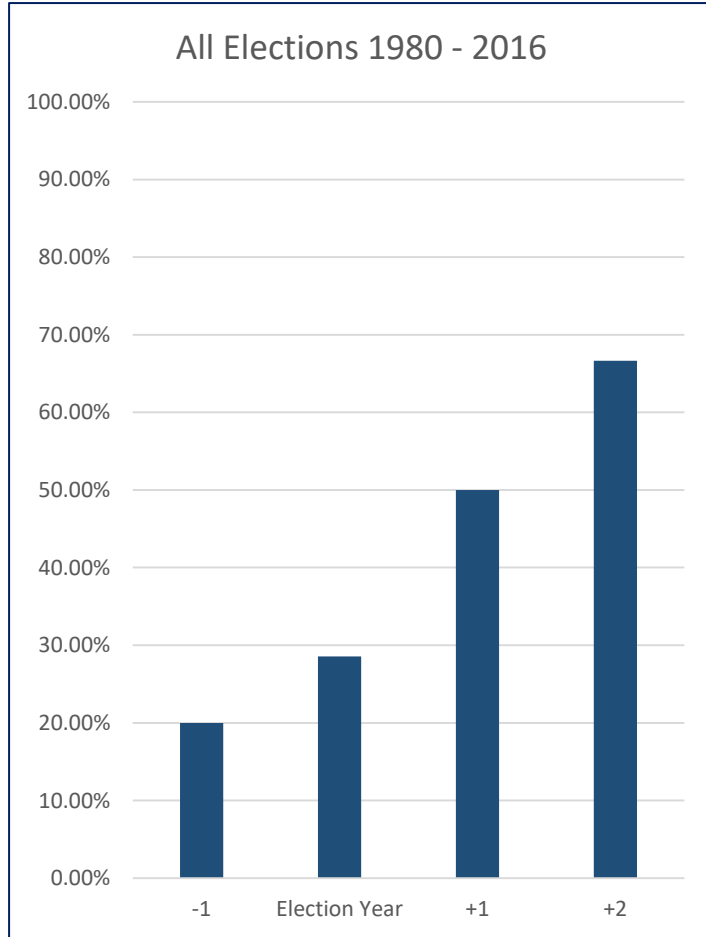
ARCC

Key Takeaways

- Taxation changes (carried interest, capital gains, dividend income) could have benefit to the BDCs in both fundamental market activity (more PE/buyout activity sooner) and relative value of non-qualified dividend income.
- Risk of regulation of shadow bank system could impact industry competitive pressures.

Diversified Financial Services

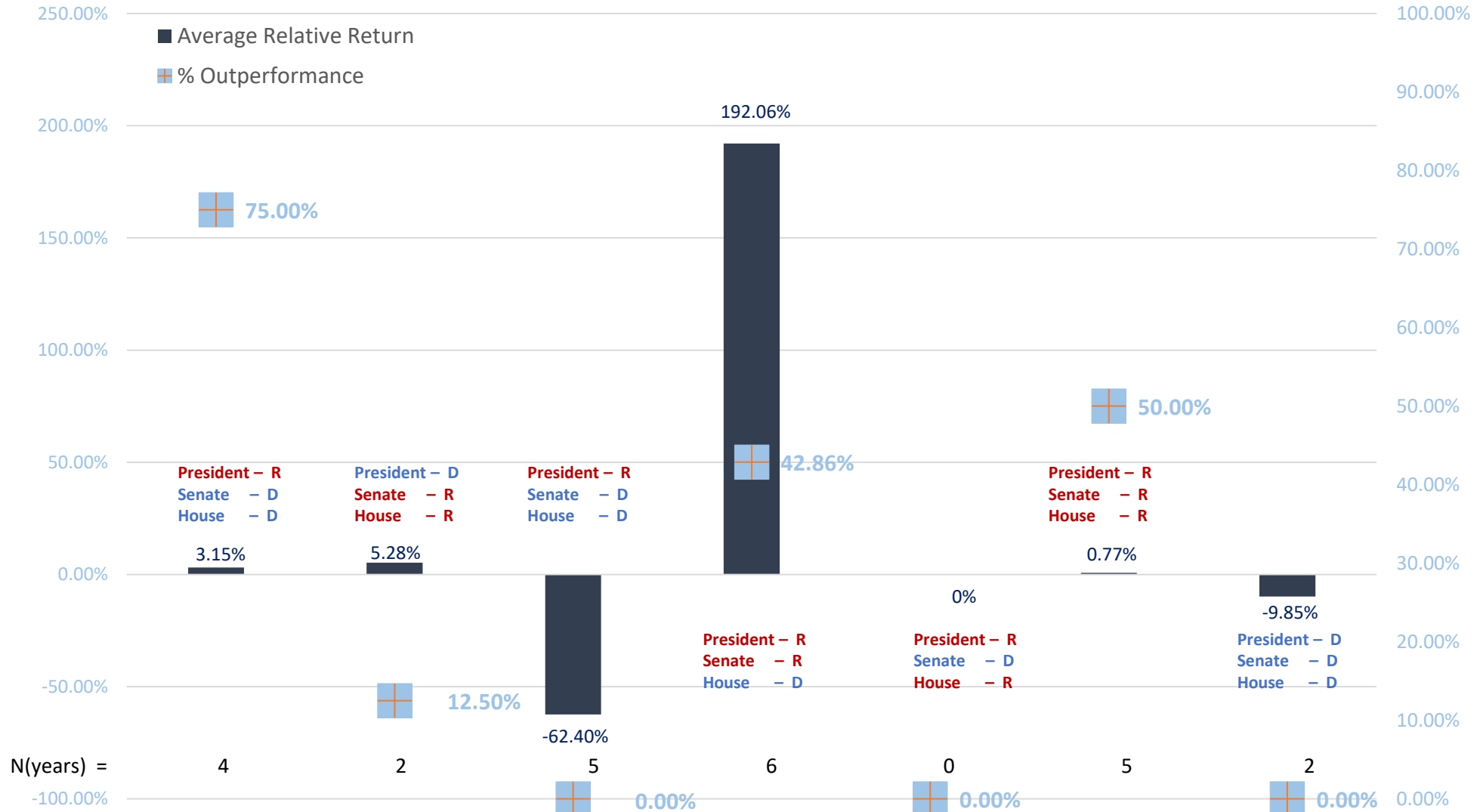
PERCENT OF ELECTIONS OUTPERFORMING S&P 500 BY YEAR OF CYCLE



Source: Bloomberg, Raymond James research

Diversified Financial Services

RELATIVE RETURN & OUTPERFORMANCE BY PARTY AFFILIATION



Source: Bloomberg, Raymond James research

Diversified Financial Services

ANALYSTS' BEST-POSITIONED NAMES: DIVERSIFIED FINANCIAL SERVICES

Dem Sweep



Dodd

MAIN

More fiscal support would greatly benefit small businesses; potential for (capital gains) tax increase could drive acceleration in business sale activity.

Diversified Financial Services

ANALYSTS' BEST-POSITIONED NAMES: DIVERSIFIED FINANCIAL SERVICES

Biden + Divided Government



Dodd

TSLX

Stalemate in Washington, less fiscal support favors BDCs with more diversified lending tools and robust credit track records.

Diversified Financial Services

ANALYSTS' BEST-POSITIONED NAMES: DIVERSIFIED FINANCIAL SERVICES**Trump + Divided Government**

Dodd

ARCC

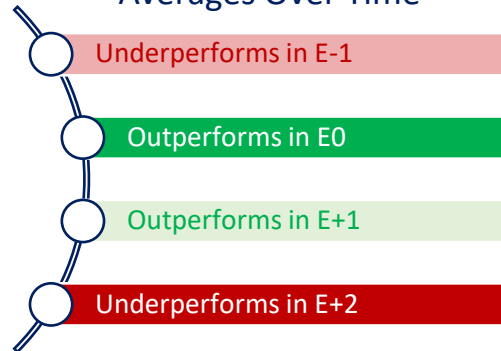
Largest BDC and major non-financial bank lenders likely to benefit from continued light regulatory touch on non-bank lenders.

Consumer Finance

KEY TAKEAWAYS: CONSUMER FINANCE

Historical Takeaways

Averages Over Time



- On average, this industry has historically performed best under **full Dem governments and well.**
- It has **mixed performance under divided governments.**

Analysts' Best-Positioned Per Scenario



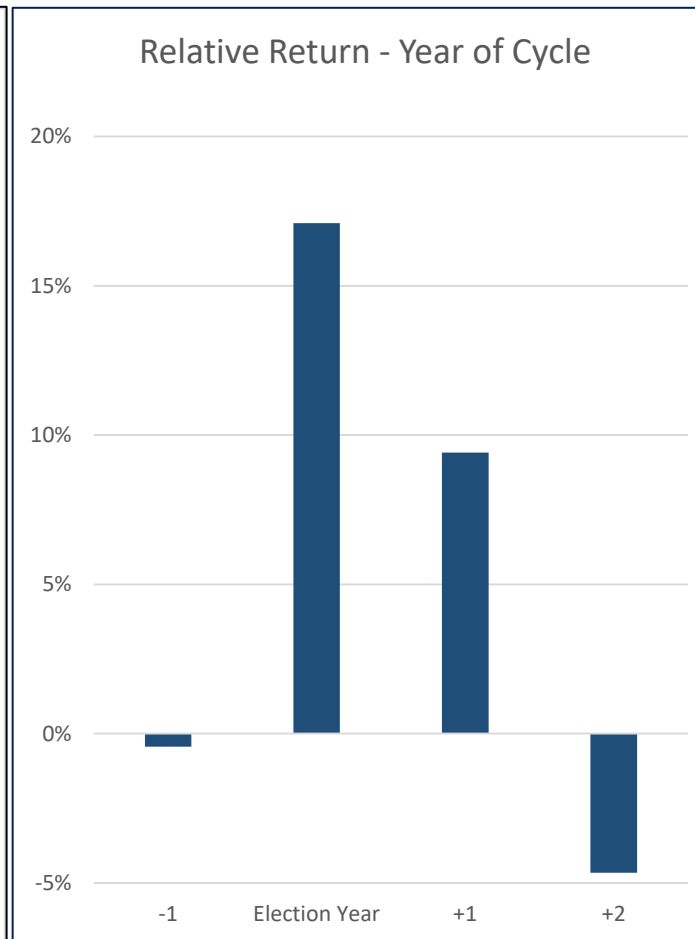
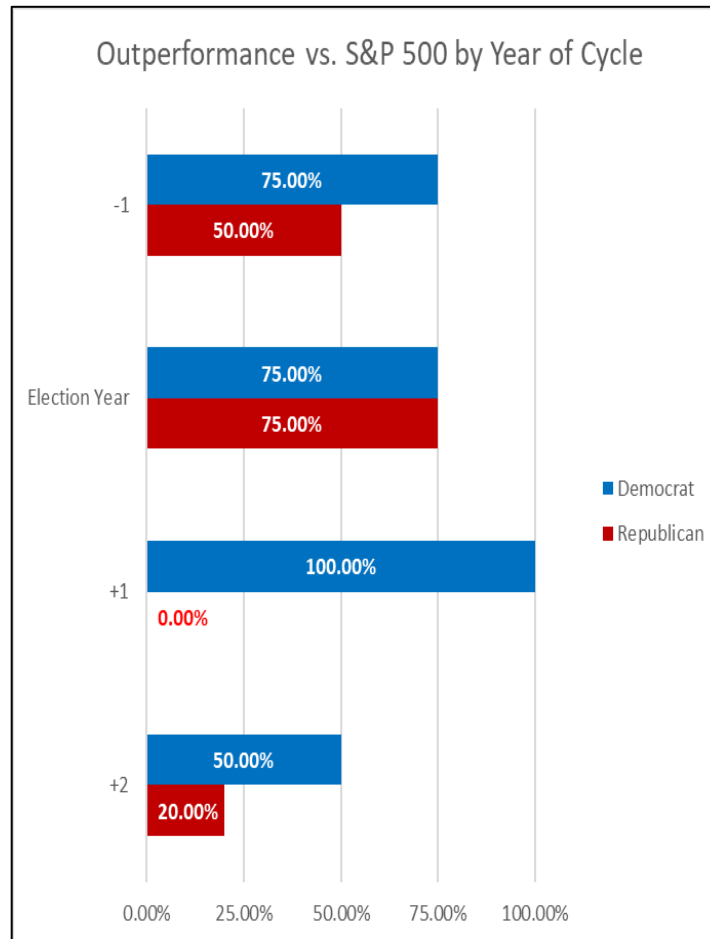
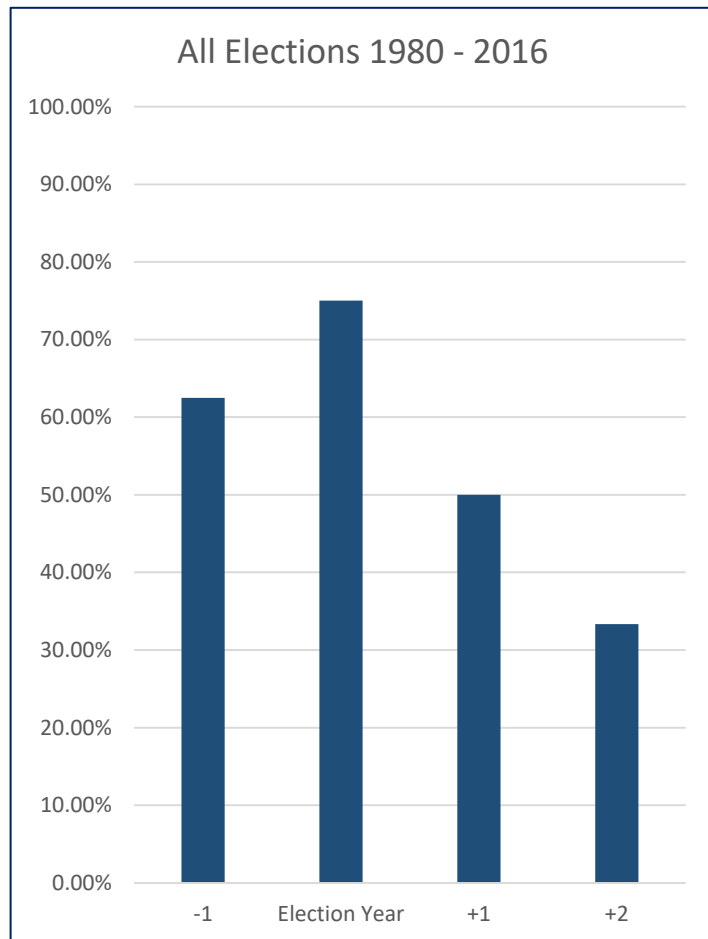
PRAA, ECPG

Key Takeaways

- A Democratic sweep could position the industry for much more consumer support, and have a net benefit to credit quality.
- Under a status quo scenario, a divided government would reduce the risk of legislative or material regulatory action on debt collectors.

Consumer Finance

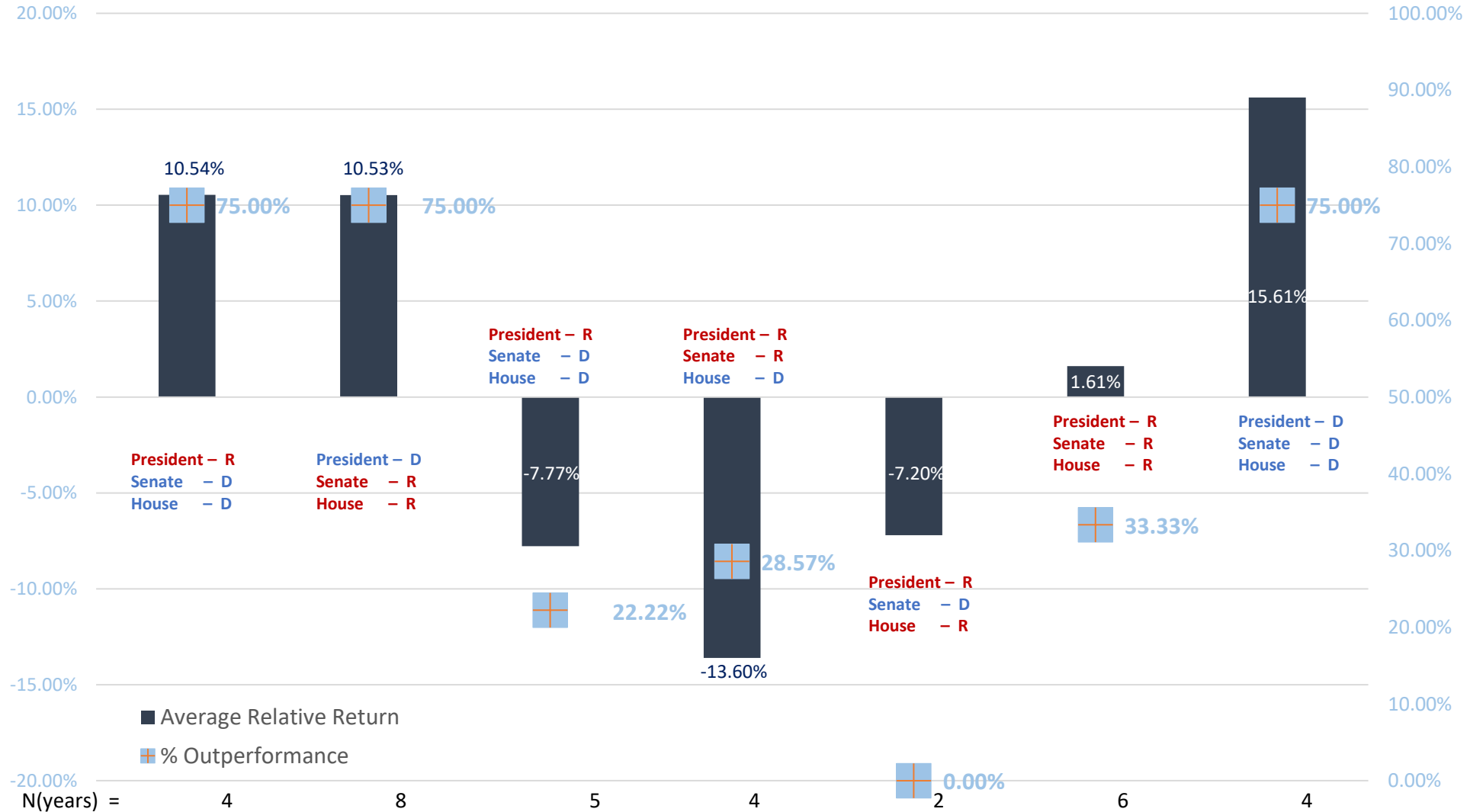
PERCENT OF ELECTIONS OUTPERFORMING S&P 500 BY YEAR OF CYCLE



Source: Bloomberg, Raymond James research

Consumer Finance

RELATIVE RETURN & OUTPERFORMANCE BY PARTY AFFILIATION



Source: Bloomberg, Raymond James research

Consumer Finance

ANALYSTS' BEST-POSITIONED NAMES: CONSUMER FINANCE**Trump + Divided Government**

Dodd

PRAA,
ECPG

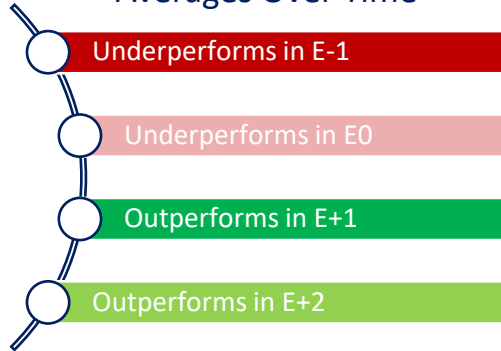
A divided government reduces risk of legislative or material regulatory action on debt collectors.

Capital Markets

KEY TAKEAWAYS: CAPITAL MARKETS

Historical Takeaways

Averages Over Time



- On average, this industry has historically performed **well under unified and divided governments.**
- It has **performed well under a Democrat sweep.**

Analysts' Best-Positioned Per Scenario



MSCI



ENV, AMK



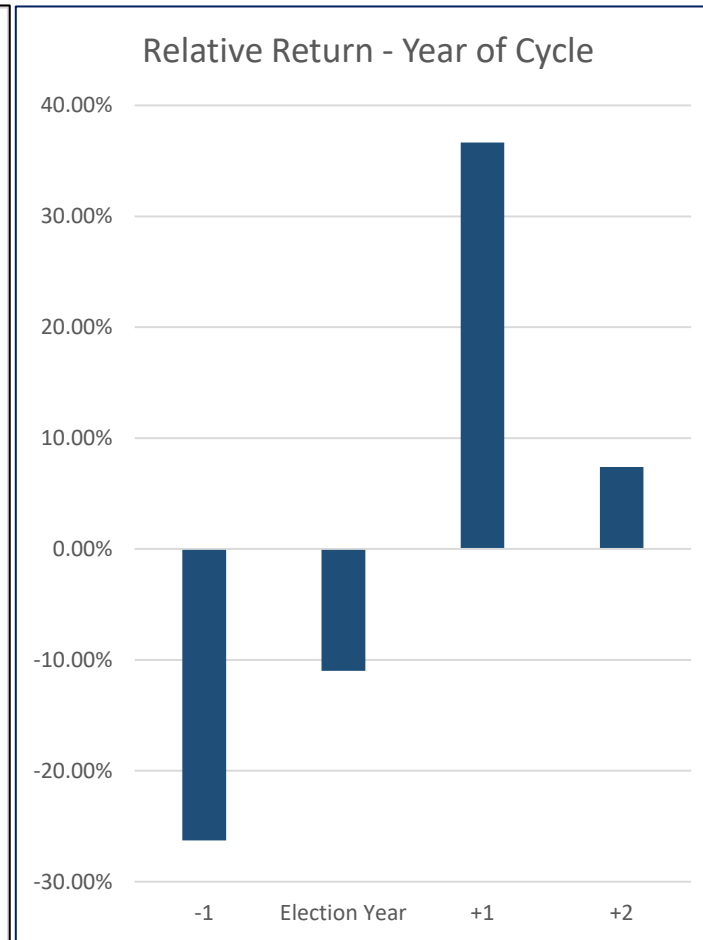
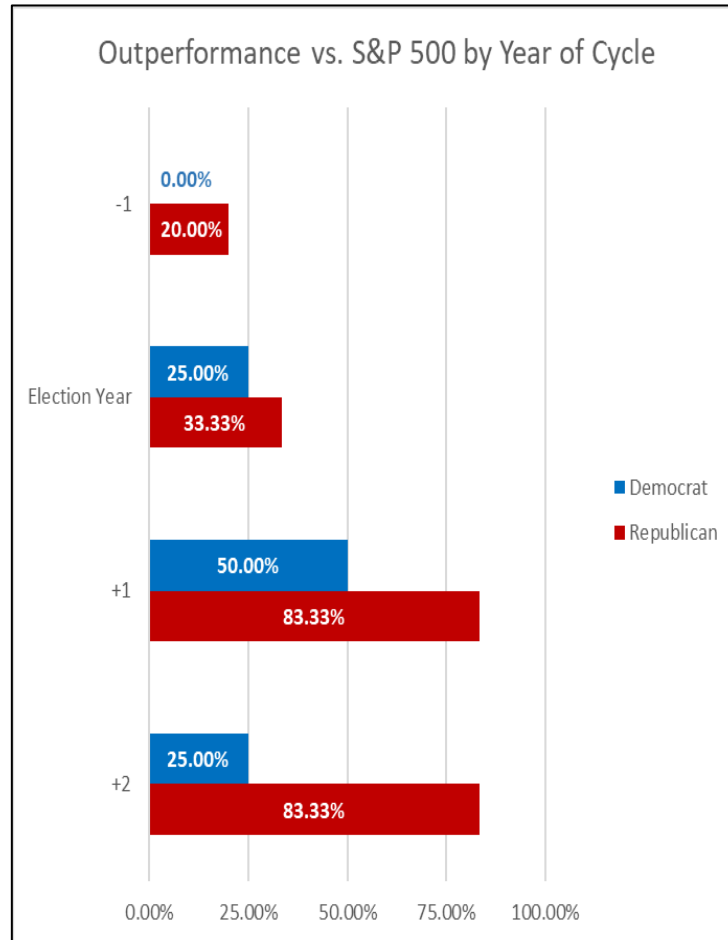
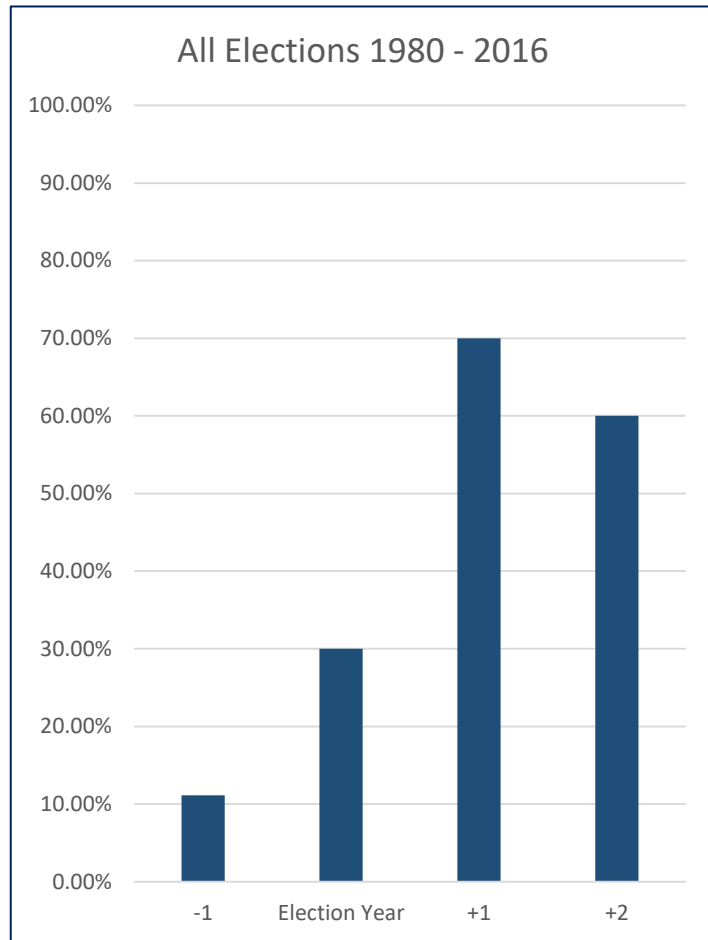
SCHW

Key Takeaways

- In a Dem sweep, renewed focus on a fiduciary standard, financial transaction tax, credit rating agency reform, tax changes, M&A limits will all have a potential impact on the sector.
- Status quo election continues US-China trade tensions and delisting of Chinese equity and investment restrictions on Chinese firms accelerate. Lower regulatory risk seen as positive for M&A activities.
- In a Biden divided government, all focus is on financial regulation (fiduciary standard?), but limited fiscal support could impact macro economic environment.

Capital Markets

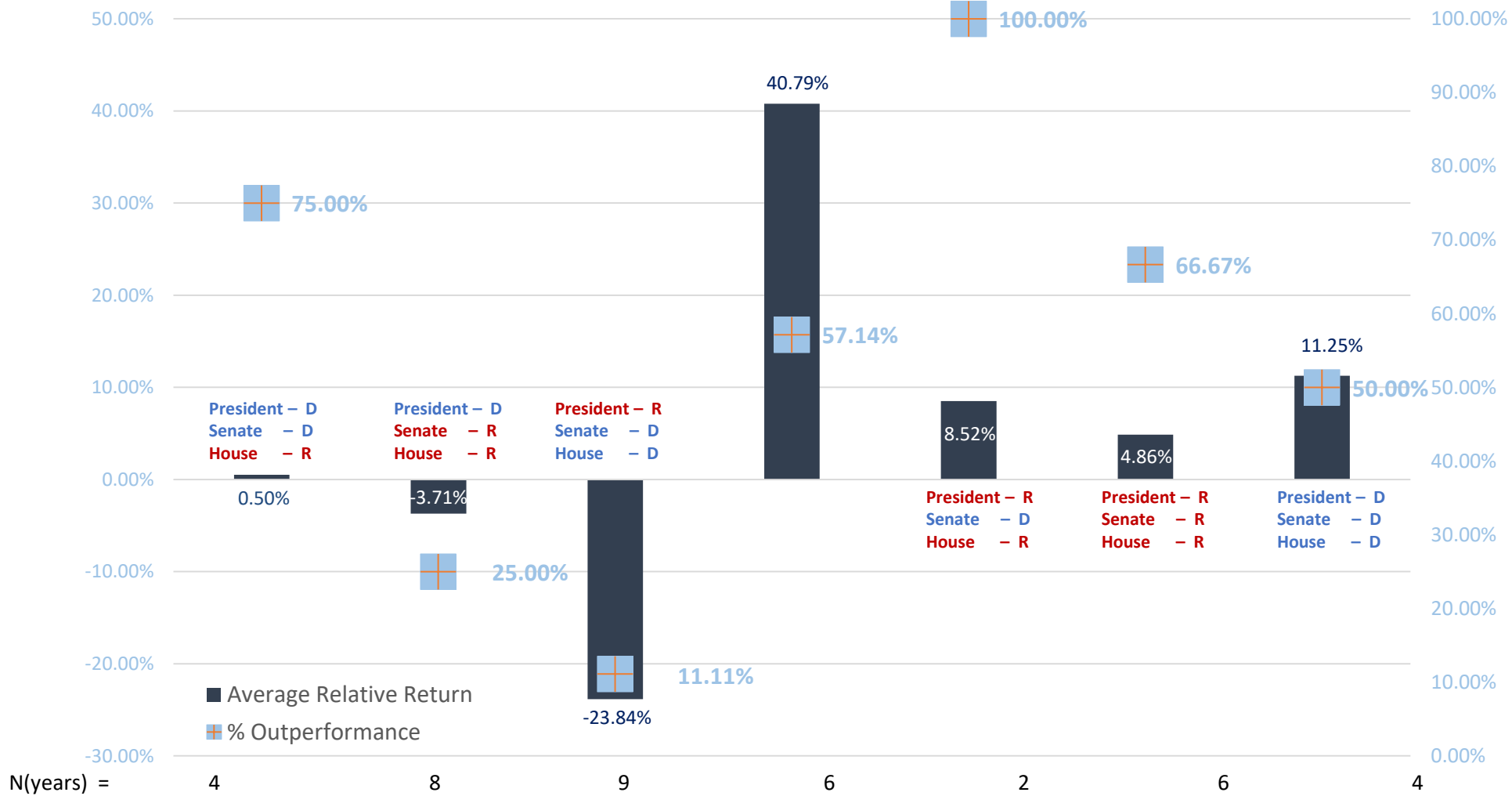
PERCENT OF ELECTIONS OUTPERFORMING S&P 500 BY YEAR OF CYCLE



Source: Bloomberg, Raymond James research

Capital Markets

RELATIVE RETURN & OUTPERFORMANCE BY PARTY AFFILIATION



Source: Bloomberg, Raymond James research

Capital Markets

ANALYSTS' BEST-POSITIONED NAMES: CAPITAL MARKETS

Dem Sweep



O'Shaughnessy	MSCI	<p>A sweep by Democrats would likely serve to incentivize and further elevate the status of ESG investing, benefitting MSCI's ESG ratings business and ESG index subscriptions. In addition, MSCI derives a substantial percentage of its revenue from outside the U.S. and would therefore be less impacted by a corporate tax rate increase than most other capital markets firms.</p>
---------------	------	--

Capital Markets

ANALYSTS' BEST-POSITIONED NAMES: CAPITAL MARKETS

Biden + Divided Government



O'Shaughnessy	ENV, AMK	<p>A Democrat-led White House would likely renew the Obama Administration's push towards a broad fiduciary requirement for the wealth management industry. A renewed push would likely re-invigorate financial advisor adoption of fee-based pricing models and potential re-accelerate breakaway broker trends, both of which would be a positive for two of the leading technology providers for fee-based financial advisors.</p>
---------------	-------------	--

Capital Markets

ANALYSTS' BEST-POSITIONED NAMES: CAPITAL MARKETS**Trump + Divided Government**

O'Shaughnessy

SCHW

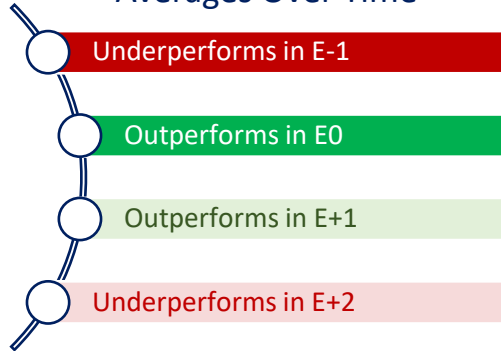
Continued regulatory leniency regarding balance sheet sizes and leverage ratios should facilitate the onboarding of TD Ameritrade client cash onto Schwab's balance sheet and thus maximize deal accretion.

Insurance

KEY TAKEAWAYS: INSURANCE

Historical Takeaways

Averages Over Time



- On average, this industry has mixed performance under divided and unified governments.
- It has **performed poorly under the status quo** makeup of government.

Analysts' Best-Positioned Per Scenario



AFL, AJG, CB, WLTW



ALL, KMPR, ORI, PGR



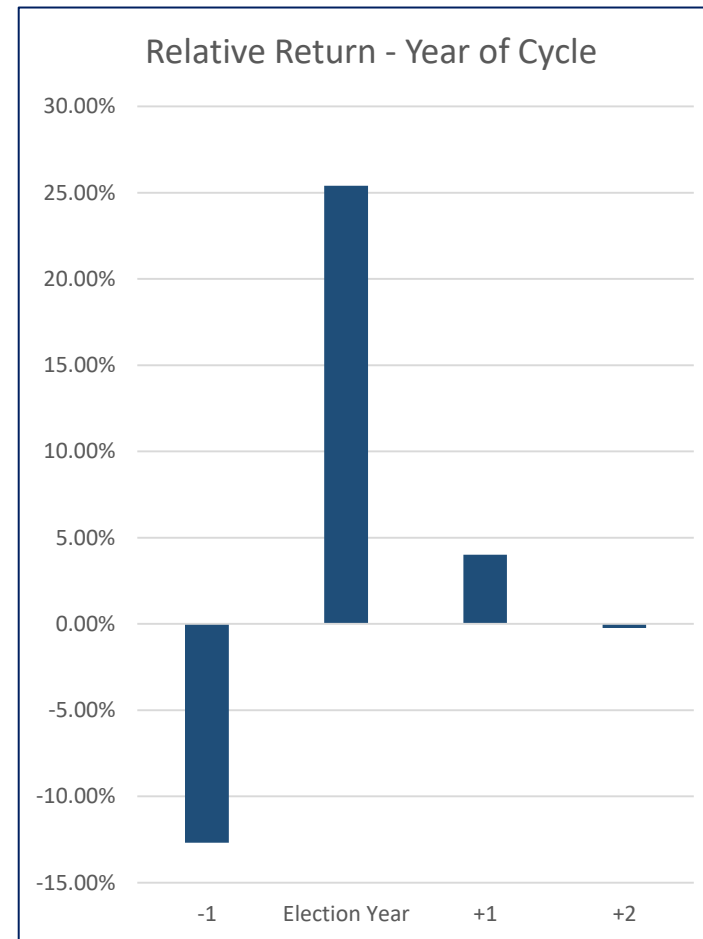
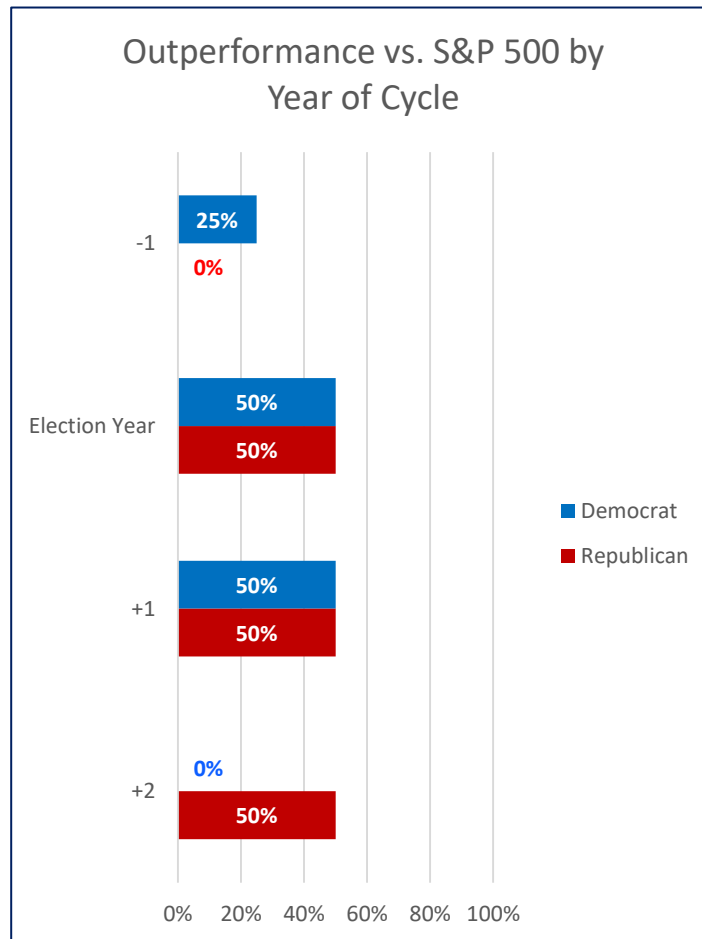
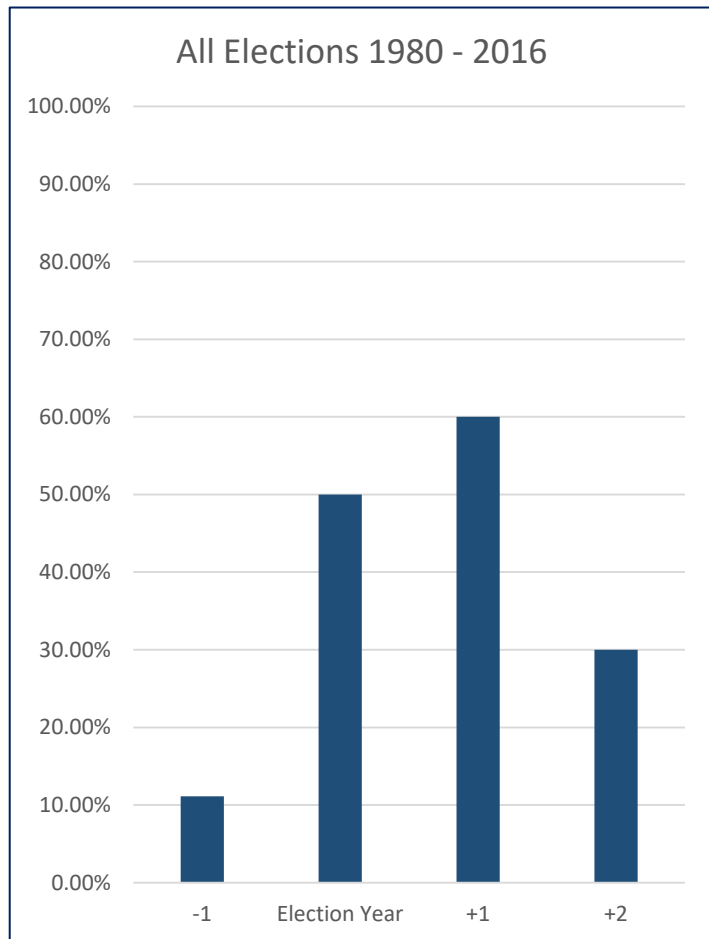
AJG, BRO, BRP, EHTH, FFG

Key Takeaways

- In a Dem sweep we would favor P&C companies (which are regulated at the state level) and internationally domiciled companies.
- Under a Trump presidency we would expect insurance brokers to outperform, driven by robust M&A activity and enhancements to Medicare Advantage plans. Life insurers could benefit from sales of tax advantage products.

Insurance

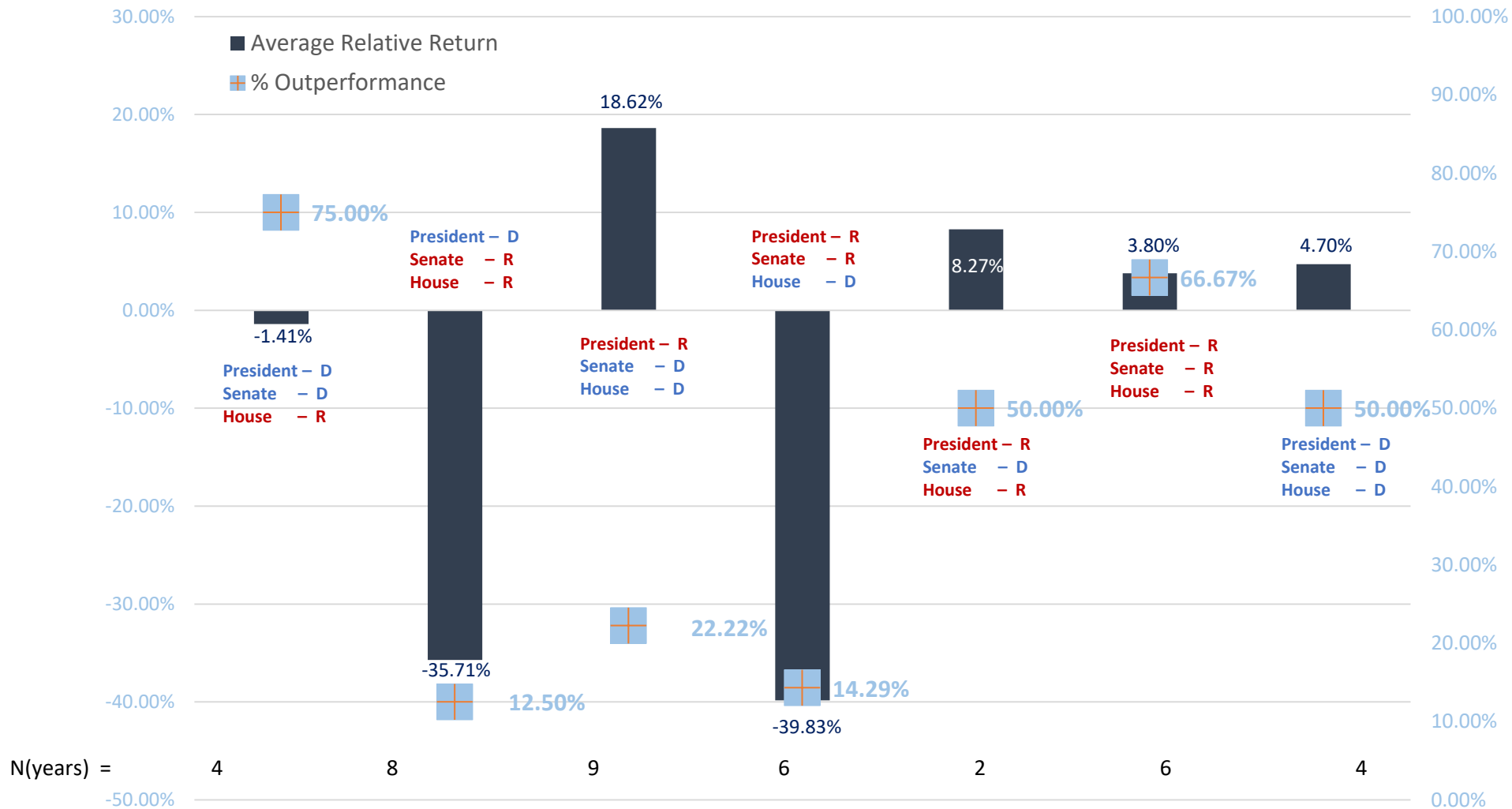
PERCENT OF ELECTIONS OUTPERFORMING S&P 500 BY YEAR OF CYCLE



Source: Bloomberg, Raymond James research

Insurance

RELATIVE RETURN & OUTPERFORMANCE BY PARTY AFFILIATION



Source: Bloomberg, Raymond James research

Insurance

ANALYSTS' BEST-POSITIONED NAMES: INSURANCE

Dem Sweep



Greg Peters	AFL	AFL could play well into the “providing access to healthcare for the uninsured” theme. AFL offers short-term disability, life, accident, critical care, hospital indemnity, and dental & vision insurance in the U.S.
	CB	CB is domiciled in Zurich and wouldn’t necessarily be meaningfully impacted by a scenario where US corporate taxes are increased to 28%. CB (and P&C companies more broadly) are also regulated at the state level.
	AJG, WLTW	AJG and WLTW (and insurance brokers more broadly) could benefit from increased regulation as it would increase the need for advise. WLTW is also domiciled in Ireland and wouldn’t necessarily be meaningfully impacted by tax changes in a Dem sweep.

Insurance

ANALYSTS' BEST-POSITIONED NAMES: INSURANCE

Biden + Divided Government



Greg Peters	ALL	<p>This scenario would comprise a classic tug of war environment, so nothing material is likely to happen. Businesses that are low-key, low-controversy, and sell “necessary” products are more likely to prosper.</p>
	KMPR, PGR	
	ORI	

Insurance

ANALYSTS' BEST-POSITIONED NAMES: INSURANCE

Trump + Divided Government



Greg Peters	AJG	<p>The U.S. insurance brokerage landscape is a highly fragmented market with over 37,000+ insurance agencies. The number of U.S. insurance brokerage deals have been on the rise, primarily as a result of the benefits of scale and successful agency owners seeking an exit and/or business transition to the next generation. There were 626 deals closed in 2018 compared with 362 deals in 2014. We believe the recent increase in deal activity is also due in part to a more favorable tax environment following the Tax Cuts and Jobs Act of 2017.</p>
	BRO, BRP	
	EHTH	
	FFG	

Analyst Information

CONTACT INFORMATION

Ed Mills*Washington Policy*Ed.Mills@RaymondJames.com

202.872.5933

Tavis McCourt*Institutional Strategy*Tavis.McCourt@RaymondJames.com

615.645.6811

Chris Meekins*Healthcare Policy*Chris.Meekins@RaymondJames.com

202.872.5937

Michael Rose*Banks*Michael.Rose@RaymondJames.com

312.655.2940

David Long*Banks*David.J.Long@RaymondJames.com

773.320.6578

Wally Wallace*Banks*William.Wallace@RaymondJames.com

301.657.1548

David Feaster*Banks*David.Feaster@RaymondJames.com

727.567.2560

Patrick O'Shaughnessy*Capital Markets*Patrick.OShaughnessy@RaymondJames.com

312.612.7687

Robert Dodd*Specialty Finance*Robert.Dodd@RaymondJames.com

901.579.4560

Greg Peters*Insurance*Greg.Peters@RaymondJames.com

727.567.1534

Company Citations

Company Name	Ticker	Exchange	Closing Price	RJ Rating	RJ Entity
Aflac Incorporated	AFL	NYSE	\$36.66	MO2	Raymond James & Associates
Ares Capital Corporation	ARCC	NASDAQ	\$14.28	MO2	Raymond James & Associates
Arthur J. Gallagher & Co.	AJG	NYSE	\$106.37	SB1	Raymond James & Associates
AssetMark Financial Holdings, Inc.	AMK	NYSE	\$23.87	MO2	Raymond James & Associates
Axos Financial, Inc.	AX	NYSE	\$24.26	SB1	Raymond James & Associates
Brown & Brown, Inc.	BRO	NYSE	\$45.79	MO2	Raymond James & Associates
BRP Group, Inc.	BRP	NASDAQ	\$22.80	MO2	Raymond James & Associates
Cadence Bancorporation	CADE	NYSE	\$9.20	SB1	Raymond James & Associates
Chubb Limited	CB	NYSE	\$123.44	MO2	Raymond James & Associates
eHealth, Inc.	EHTH	NASDAQ	\$69.84	MO2	Raymond James & Associates
Encore Capital Group Inc.	ECPG	NASDAQ	\$45.01	MP3	Raymond James & Associates
Envestnet, Inc.	ENV	NYSE	\$81.78	SB1	Raymond James & Associates
FBL Financial Group, Inc.	FFG	NYSE	\$37.99	MO2	Raymond James & Associates
Home BancShares, Inc.	HOMB	NASDAQ	\$16.38	MO2	Raymond James & Associates
Kemper Corporation	KMPR	NYSE	\$78.89	SB1	Raymond James & Associates
Main Street Capital Corporation	MAIN	NYSE	\$30.84	MP3	Raymond James & Associates
Meta Financial Group, Inc.	CASH	NASDAQ	\$19.17	SB1	Raymond James & Associates
MSCI Inc.	MSCI	NYSE	\$368.74	MP3	Raymond James & Associates
OceanFirst Financial Corp.	OCFC	NASDAQ	\$15.81	SB1	Raymond James & Associates
Old Republic International Corporation	ORI	NYSE	\$16.12	SB1	Raymond James & Associates
Pacific Premier Bancorp, Inc.	PPBI	NASDAQ	\$21.33	SB1	Raymond James & Associates
PRA Group, Inc.	PRAA	NASDAQ	\$44.76	MP3	Raymond James & Associates
Prosperity Bancshares, Inc.	PB	NYSE	\$54.62	MO2	Raymond James & Associates
Seacoast Banking Corporation of Florida	SBCF	NASDAQ	\$19.73	MO2	Raymond James & Associates
Sixth Street Specialty Lending, Inc.	TSLX	NYSE	\$17.81	MP3	Raymond James & Associates
TCF Financial Corporation	TCF	NASDAQ	\$26.36	SB1	Raymond James & Associates
The Allstate Corporation	ALL	NYSE	\$95.36	SB1	Raymond James & Associates
The Bank of N.T. Butterfield & Son Limited	NTB	NYSE	\$25.93	MO2	Raymond James & Associates
The Charles Schwab Corporation	SCHW	NYSE	\$34.55	MP3	Raymond James & Associates
The Progressive Corporation	PGR	NYSE	\$90.84	SB1	Raymond James & Associates
Webster Financial Corporation	WBS	NYSE	\$27.64	SB1	Raymond James & Associates
Willis Towers Watson Public Limited Company	WLTW	NASDAQ	\$202.10	MP3	Raymond James & Associates
Wintrust Financial Corporation	WTFC	NASDAQ	\$43.11	SB1	Raymond James & Associates

Prices are as of the most recent close on the indicated exchange. See Disclosure section for rating definitions. Stocks that do not trade on a U.S. national exchange may not be registered for sale in all U.S. states. NC=not covered.

IMPORTANT INVESTOR DISCLOSURES

Unless otherwise specified, the term “Raymond James” shall denote, where appropriate, Raymond James & Associates, Inc. (RJA), Raymond James Ltd. (RJL), and their affiliates, subsidiaries and related entities.

Analyst Information

Analyst Compensation: Research analysts and associates at Raymond James are compensated on a salary and bonus system. Several factors enter into the compensation determination for an analyst, including: i) research quality and overall productivity, including success in rating stocks on an absolute basis and relative to the local exchange composite index and/or sector index; ii) recognition from institutional investors; iii) support effectiveness to the institutional and retail sales forces and traders; iv) commissions generated in stocks under coverage that are attributable to the analyst's efforts; v) net revenues of the overall Equity Capital Markets Group; and vi) comparable compensation levels for research analysts at competing peer firms.

Registration of Non-U.S. Analysts: The analysts listed on the front of this report who are not employees of, or associated with, RJA are not registered/qualified as research analysts under FINRA rules and are not subject to FINRA Rule 2241 restrictions on communications with covered companies, trading securities held by a research analyst account, and obligations related to identifying and managing conflicts of interest.

This global disclosure considers all entities of Raymond James and its affiliates. The jurisdiction where the analyst(s) is registered will determine what is permitted. For example, if the persons responsible for the content of this report are not licensed as research analysts in accordance with

applicable rules promulgated by the regulatory organization(s) where this report is distributed, any client wishing to effect trades in any security should contact their Raymond James representative.

The analysts Ed Mills, Tavis C. McCourt, Chris Meekins, Michael Rose, David J. Long, William J. Wallace IV, David P. Feaster, Jr., Patrick O'Shaughnessy, Robert Dodd and C. Gregory Peters, primarily responsible for the preparation of this research report, attest to the following: (1) that the views and opinions rendered in this research report reflect his or her personal views about the subject companies or issuers and (2) that no part of the research analyst's compensation was, is, or will be directly or indirectly related to the specific recommendations or views in this research report. In addition, said analyst(s) has not received compensation from any subject company in the last 12 months.

Company Specific Disclosures

Methodology: The Raymond James methodology for assigning ratings and target prices includes a number of qualitative and quantitative factors, including an assessment of industry size, structure, business trends, and overall attractiveness; management effectiveness; competition; visibility; financial condition; and expected total return, among other factors. Collectively, these factors are subject to change depending on overall economic conditions or industry- or company-specific occurrences.

Target Prices: The information below indicates Raymond James' target price and rating changes for any subject companies over the past three years.

General Risk Factors

Following are some general risk factors that pertain to the businesses of the subject companies and the projected target prices and recommendations included on Raymond James research: (1) Industry fundamentals with respect to customer demand or product/service pricing could change and adversely impact expected revenues and earnings; (2) issues relating to major competitors or market shares or new product expectations could change investor attitude toward the sector or this stock; (3) Unforeseen developments with respect to the management, financial condition or accounting policies or practices could alter the prospective valuation.

Relationship Disclosures

Certain affiliates of Raymond James expect to receive or intend to seek compensation for investment banking services from all companies under research coverage within the next three months. The person(s) responsible for the production of this report declare(s) that, as far as they are aware, there are no relationships or circumstances (including conflicts of interest) that may in any way impair the objectivity of this recommendation directly or indirectly. This statement applies equally to any persons closely associated with him or her. However, it is possible that persons making communications in relation to a security may have a holding in that security and this will be disclosed. As stated, Raymond James has controls in place to manage such risks.

In the event that this is a compendium report (i.e., covers six or more subject companies), Raymond James may choose to provide specific disclosures for the subject companies by reference. To access these disclosures, clients should refer to: raymondjames.bluematrix.com/sellside/Disclosures.action or call toll free at 1.800.237.5643 in the United States or 1.800.667.2899 in Canada. In other jurisdictions, please contact your local Raymond James' representative.

Investor Disclosures

In the United States (or U.S.), RJA is registered with the Financial Industry Regulatory Authority (FINRA) as a member firm. RJA is responsible for the preparation and distribution of reports created in the United States. RJA is located at The Raymond James Financial Center, 880 Carillon Parkway, St. Petersburg, Florida 33716 (Raymond James Financial (RJF) Corporate Headquarters), 727.567.1000. Raymond James Financial Services, Inc. (RJFS) is registered with FINRA as a Member Firm. RJFS is located at the RJF Corporate Headquarters.

RJA non-U.S. affiliates, which are not FINRA member firms (with the exception of Raymond James (USA) Ltd.), include the following entities, which are responsible for the creation or distribution of reports in their respective areas:

In Canada, RJA is registered with the Investment Industry Regulatory Organization of Canada (IIROC) as a member firm. RJA is responsible for the preparation and distribution of reports created in Canada. RJA is located at Suite 2100, 925 West Georgia Street, Vancouver, BC V6C 3L2 (RJA Head Office), 604.659.8200. Raymond James (USA) Ltd. (RJLU) is registered with FINRA as a member firm, which is responsible for the distribution of reports created in Canada and the United States to both American clients living in Canada and Canadian clients living in the United States. RJLU is located at the RJA Head Office.

In France, Raymond James Euro Equities (RJEE) is authorised and regulated by the Autorite de Controle Prudentiel et de Resolution and the Autorite des Marches Financiers. RJEE is located at SAS, 45 Avenue George V, 75008, Paris, France, +33 1 45 61 64 90.

In the United Kingdom, Raymond James Financial International Ltd. (RJFI) and Raymond James Investment Services, Ltd. (RJIS) are authorised

and regulated by the Financial Conduct Authority (FCA). RJFI and RJIS are located at Ropemaker Place, 25 Ropemaker Street, London, England, EC2Y 9LY, +44 203 798 5600.

This report is not directed to, or intended for distribution to or use by, any person or entity that is a citizen or resident of or located in a locality, state, province, country, or other jurisdiction where such distribution, publication, availability, or use would be strictly prohibited or contrary to law or regulation. The securities discussed in this report may not be eligible for sale in some jurisdictions. This research is not an offer to sell or the solicitation of an offer to buy any security in any jurisdiction where such an offer or solicitation would be illegal. It is not investment advice and does not constitute a personal recommendation, nor does it take into account the particular investment objectives, financial situations, or needs of individual clients. Information in this report should not be construed as advice designed to meet the individual objectives of any particular investor. Investors should consider this report as only a single factor in making their investment decision. Some investments discussed in this report may have a high level of volatility. High volatility investments may experience sudden and large falls in their value causing losses when that investment is realized. Those losses may equal your original investment. Consultation with your Raymond James representative is recommended. Past performance is not a guide to future performance, future returns are not guaranteed, and a loss of original capital may occur. Nothing in this report constitutes investment, legal, accounting or tax advice or is a representation that any investment or strategy is suitable or appropriate to your individual circumstances or otherwise constitutes a personal recommendation to you.

The information provided is as of the date above and is subject to change and may or may not be updated. This report should not be deemed a recommendation to buy or sell any security. Certain information has been obtained from third-party sources Raymond James considers reliable, but Raymond James does not guarantee that such information is accurate or complete. Persons within Raymond James may have information that is not available to the contributors of the information contained in this report. Raymond James, including affiliates and employees, may execute transactions in the securities listed in this report that may not be consistent with the ratings appearing in this report.

With respect to materials prepared by Raymond James, all expressions of opinion reflect the judgment of the Research Departments of Raymond James, or its affiliates, as of the date above and are subject to change. Raymond James may perform investment banking or other services for, or solicit investment banking business from, any company mentioned in this report.

Raymond James reports are disseminated and available to Raymond James clients simultaneously via electronic publication to Raymond James' internal proprietary websites (RJA: [RJ Client Access](#) & [raymondjames.com](#); RJL: [RJL ECM Client Access](#), [RJL Retail Client Access](#) & [raymondjames.ca](#)). Not all reports are directly distributed to clients or third-party aggregators. Certain reports may only be disseminated on Raymond James' internal proprietary websites; however, such reports will not contain estimates or changes to earnings forecasts, target price, valuation, or investment or suitability rating. Individual Raymond James associates may also opt to circulate published reports to one or more clients electronically. This electronic communication distribution is discretionary and is done only after the report has been publically disseminated via RJ's internal proprietary websites. The level and types of communications provided by Raymond James associates to clients may vary depending on various factors including, but not limited to, the client's individual preference as to the frequency and manner of receiving communications. For reports, models, or other data available on a particular security, please contact your Raymond James representative or financial advisor or visit for RJA: [RJ Client Access](#) & [raymondjames.com](#); RJL: [RJL ECM Client Access](#), [RJL Retail Client Access](#) & [raymondjames.ca](#).

Raymond James' policy is to update reports as it deems appropriate, based on developments with the subject company, the sector or the market that may have a material impact on the research views or opinions stated in a report. Raymond James' policy is only to publish reports that are impartial, independent, clear, and fair and not misleading. Any information relating to the tax status of the securities discussed in this report is not intended to provide tax advice or to be used by anyone to provide tax advice. Investors are urged to seek tax advice based on their particular circumstances from an independent tax professional.

Links to third-party websites are being provided for information purposes only. Raymond James is not affiliated with and does not endorse, authorize, or sponsor any of the listed websites or their respective sponsors. Raymond James is not responsible for the content of any third-party website or the collection or use of information regarding any website's users and/or members. Raymond James has not reviewed any such third-party websites and takes no responsibility for the content contained therein. Such address or hyperlink (including addresses or hyperlinks to Raymond James' own website material) is provided solely for your convenience and information, and the content of any such website does not in any way form part of this report. Accessing such website or following such link through this report or Raymond James' website shall be at your own risk. Additional information is available on request.

All right, title, and interest in any Raymond James reports is the exclusive property of Raymond James Financial, Inc. and its affiliates, except as otherwise expressly stated. Raymond James® is the registered trademark of Raymond James Financial, Inc. All trademarks, service marks, slogans, logos, trade dress and other identifiers, third-party data and/or market data ("intellectual property") displayed in the Raymond James reports are the property of Raymond James, or of other parties. The names of other companies and third-party products or services or other intellectual property mentioned in the Raymond James reports may be the copyright, trademarks, or service marks of their respective owners. U.S. and foreign copyright, trademark, common law rights and statutes protect this intellectual property. You are prohibited from using any intellectual property for any purpose including, but not limited to, use on other materials, in presentations, as domain names, or as metatags, without the express written permission of Raymond James or such other party that may own the marks.

Notice to RJA PCG Financial Advisors - Non-U.S. securities discussed in this report are generally not eligible for sale in the U.S. unless they are listed on a U.S. securities exchange. This report may not be used to solicit the purchase or sale of a security in any state where such a solicitation

would be illegal. By accessing this report, you agree to not solicit the purchase or sale of any security mentioned in the report that is not listed on a U.S. securities exchange, or is not otherwise registered under applicable state Blue Sky laws. Furthermore, you acknowledge that you will be solely responsible for any and all costs associated with the rescission of trades in unregistered securities. Please contact the International Research Liaison with any questions at 727.567.5559.

Ratings and Definitions

RJA (U.S.) Definitions: Strong Buy (SB1) The security is expected to appreciate, produce a total return of at least 15%, and outperform the S&P 500 over the next six to 12 months. For higher yielding and more conservative equities, such as REITs and certain MLPs, a total return of at least 15% is expected to be realized over the next 12 months. **Outperform (MO2)** The security is expected to appreciate or outperform the S&P 500 over the next 12-18 months. For higher yielding and more conservative equities, such as REITs and certain MLPs, an Outperform rating is used for securities where Raymond James is comfortable with the relative safety of the dividend and expects a total return modestly exceeding the dividend yield over the next 12-18 months. **Market Perform (MP3)** The security is expected to perform generally in line with the S&P 500 over the next 12 months and could potentially be used as a source of funds for more highly rated securities. **Underperform (MU4)** The security is expected to underperform the S&P 500 or its sector over the next six to 12 months and should be sold. **Suspended (S)** The security's rating and price target have been suspended temporarily. This action may be due to market events that made coverage impracticable or to comply with applicable regulations or firm policies in certain circumstances. When a security's research coverage has been suspended, the previous rating and price target are no longer in effect for this security, and they should not be relied upon.

RJL (Canada) Definitions: Strong Buy (SB1) The security is expected to appreciate and produce a total return of at least 15% and outperform the S&P/TSX Composite Index over the next six to 12 months. **Outperform (MO2)** The security is expected to appreciate and outperform the S&P/TSX Composite Index over the next 12-18 months. **Market Perform (MP3)** The security is expected to perform generally in line with the S&P/TSX composite Index over the next 12 months and could potentially be used as a source of funds for more highly rated securities. **Underperform (MU4)** The security is expected to underperform the S&P/TSX Composite Index or its sector over the next six to 12 months and should be sold. **Suspended (S)** The security's rating and price target have been suspended temporarily. This action may be due to market events that made coverage impracticable or to comply with applicable regulations or firm policies in certain circumstances or may otherwise have a perceived conflict of interest. When a security's research coverage has been suspended, the previous rating and price target are no longer in effect for this security, and they should not be relied upon.

	Coverage Universe Rating Distribution*		Investment Banking Relationships	
	RJA	RJL	RJA	RJL
Strong Buy and Outperform (Buy)	56%	61%	20%	24%
Market Perform (Hold)	40%	33%	14%	12%
Underperform (Sell)	4%	6%	3%	0%

* Columns may not add to 100% due to rounding.

RJA Suitability Ratings (SR)

Medium Risk/Income (M/INC) Lower to average risk equities of companies with sound financials, consistent earnings, and dividend yields above that of the S&P 500. Many securities in this category are structured with a focus on providing a consistent dividend or return of capital. **Medium Risk/Growth (M/GRW)** Lower to average risk equities of companies with sound financials, consistent earnings growth, the potential for long-term price appreciation, a potential dividend yield, and/or share repurchase program. **High Risk/Income (H/INC)** Medium to higher risk equities of companies that are structured with a focus on providing a meaningful dividend but may face less predictable earnings (or losses), more leveraged balance sheets, rapidly changing market dynamics, financial and competitive issues, higher price volatility (beta), and potential risk of principal. Securities of companies in this category may have a less predictable income stream from dividends or distributions of capital. **High Risk/Growth (H/GRW)** Medium to higher risk equities of companies in fast growing and competitive industries, with less predictable earnings (or losses), more leveraged balance sheets, rapidly changing market dynamics, financial or legal issues, higher price volatility (beta), and potential risk of principal. **High Risk/Speculation (H/SPEC)** High risk equities of companies with a short or unprofitable operating history, limited or less predictable revenues, very high risk associated with success, significant financial or legal issues, or a substantial risk/loss of principal.

RJL Suitability Ratings

RJL has developed a proprietary algorithm for risk rating individual securities. The algorithm utilizes data from multiple vendors, and all data is refreshed at least monthly. Accordingly, suitability ratings are updated monthly. The suitability rating shown on this report is current as of the report's published date. In the event that a suitability rating changes after the published date, the new rating will not be reflected until the analyst publishes a subsequent report.

International Disclosures

For clients of RJA: Any foreign securities discussed in this report are generally not eligible for sale in the United States unless they are listed on a U.S. exchange. This report is being provided to you for informational purposes only and does not represent a solicitation for the purchase or sale of a security in any state where such a solicitation would be illegal. Investing in securities of issuers organized outside of the United States, including ADRs, may entail certain risks.

The securities of non-U.S. issuers may not be registered with, nor be subject to, the reporting requirements of the U.S. Securities and Exchange Commission. There may be limited information available on such securities. Investors who have received this report may be prohibited in certain states or other jurisdictions from purchasing the securities mentioned in this report. Please ask your RJA financial advisor for additional details and to determine if a particular security is eligible for purchase in your state.

For clients of RJFS: This report was prepared and published by Raymond James and is being provided to you by RJFS solely for informative purposes. Any person receiving this report from RJFS should direct all questions and requests for additional information to their RJFS financial advisor.

For clients of RJL: In the case where there is Canadian analyst contribution, the report meets all applicable IROC disclosure requirements. RJL is a member of the Canadian Investor Protection Fund.

For clients of RJFI: This report is prepared for and distributed by RJFI, and any investment to which this report relates is intended for the sole use of the persons to whom it is addressed, being persons who are Eligible Counterparties or Professional Clients as described in the FCA rules or persons described in Articles 19(5) (Investment professionals) or 49(2) (High net worth companies, unincorporated associations, etc.) of the Financial Services and Markets Act 2000 (Financial Promotion) Order 2005 (as amended) or any other person to whom this promotion may lawfully be directed. It is not intended to be distributed or passed on, directly or indirectly, to any other class of persons and may not be relied upon by such persons and is, therefore, not intended for private individuals or those who would be classified as retail clients.

For clients of RJIS: This report is prepared for and distributed by RJIS, and is for the use of professional investment advisers and managers and is not intended for use by retail clients.

For purposes of the FCA requirements, this report is classified as independent with respect to conflict of interest management. RJFI and RJIS are authorised and regulated by the FCA.

For clients of RJEE: This report is prepared for and distributed by RJEE, and any investment to which this report relates is intended for the sole use of the persons to whom it is addressed, being persons who are Eligible Counterparties or Professional Clients as described in "Code Monétaire et Financier" and Règlement Général de l'Autorité des Marchés Financiers. It is not intended to be distributed or passed on, directly or indirectly, to any other class of persons and may not be relied upon by such persons and is, therefore, not intended for private individuals or those who would be classified as retail clients.

For recipients in Brazil: This is a strictly privileged and confidential communication between Raymond James & Associates and its selected clients. This communication contains information addressed only to specific individuals in Brazil and is not intended for distribution to, or use by, any person other than the named addressee. This communication (i) is provided for informational purposes only, (ii) should not be construed in any manner as any solicitation or offer to buy or sell any investment opportunities or any related financial instruments, and (iii) should not be construed in any manner as a public offer of any investment opportunities or any related financial instruments. If you are not the named addressee, you should not disseminate, distribute, or copy this communication. Please notify the sender immediately if you have mistakenly received this communication.

The investments analyzed in this report may not be offered or sold to the public in Brazil. Accordingly, the investments in this report have not been and will not be registered with the Brazilian Securities and Exchange Commission (Comissão de Valores Mobiliários, the "CVM"), nor have they been submitted to the foregoing agency for approval. Documents relating to the investments in this report, as well as the information contained therein, may not be: (i) supplied to the public in Brazil, as the offering of investment products is not a public offering of securities in Brazil; nor (ii) used in connection with any offer for subscription or sale of securities to the public in Brazil.

For clients in Australia: Despite anything in this report to the contrary, this report is prepared for and distributed in Australia by RJFI with the assistance of RJA, and RJA at times will act on behalf of RJFI. This report is only available in Australia to persons who are "wholesale clients" (within the meaning of the Corporations Act 2001 (Cth)) and is supplied solely for the use of such wholesale clients and shall not be distributed or passed on to any other person. You represent and warrant that if you are in Australia, you are a "wholesale client". This research is of a general nature only and has been prepared without taking into account the objectives, financial situation, or needs of the individual recipient. RJFI and RJA do not hold an Australian financial services license. RJFI is exempt from the requirement to hold an Australian financial services license under the Corporations Act 2001 (Cth) in respect of financial services provided to Australian wholesale clients under the exemption in ASIC Class Order 03/1099 (as continued by ASIC Corporations (Repeal and Transitional) Instrument 2016/396). RJFI is regulated by the UK FCA under UK laws, which differ from Australian laws. RJA is acting on behalf of RJFI with respect to distribution and communications related to this report.

For clients in New Zealand: In New Zealand, this report is prepared for and may only be distributed by RJFI to persons who are wholesale clients

pursuant to Section 5C of the New Zealand Financial Advisers Act 2008.

Proprietary Rights Notice

By accepting a copy of this report, you acknowledge and agree as follows:

This report is provided to clients of Raymond James only for your personal, noncommercial use. Except as expressly authorized by Raymond James, you may not copy, reproduce, transmit, sell, display, distribute, publish, broadcast, circulate, modify, disseminate, or commercially exploit the information contained in this report, in printed, electronic, or any other form, in any manner, without the prior express written consent of Raymond James. You also agree not to use the information provided in this report for any unlawful purpose.

This report and its contents are the property of Raymond James and are protected by applicable copyright, trade secret or other intellectual property laws (of the United States and other countries). United States law, 17 U.S.C. Sec. 501 et. seq., provides for civil and criminal penalties for copyright infringement. No copyright claimed in incorporated U.S. government works.

© 2020 Raymond James Financial, Inc. All rights reserved.

© 2020 Raymond James & Associates, Inc.

© 2020 Raymond James Ltd., Member Canadian Investor Protection Fund